



***SALICE***

*Glow Easy • Glow+*

ITA



## *Glow Easy • Glow +*

### *Versatilità e design*

- Sistema di scorrimento per armadi a 2, 3 o più ante sovrapposte
- Ideale per applicazioni zona notte e living
- Applicazione discreta ed elegante

### *Prestazioni senza compromessi*

- Apertura e chiusura decelerate e controllate
- Movimento fluido, morbido e silenzioso
- Nessuna resistenza durante lo scorrimento
- Compatibile con ante in legno e alluminio
- Portata fino a 70 kg per anta, disponibile kit di potenziamento per ante fino a 100 kg

### *Installazione rapida*

- Montaggio rapido e intuitivo
- Fissaggio con viti o clip a pressione (Klik)



## *Glow Easy • Glow +*

### *Versatilità e design*

Glow Easy e Glow+ sono i sistemi di scorrimento per armadi a 2, 3 o più ante sovrapposte, sviluppati per applicazioni in zona notte e living. La fluidità del movimento si combina con un'integrazione discreta nel mobile per un risultato estetico pulito ed essenziale.

### *Prestazioni senza compromessi*

Glow Easy prevede un ammortizzatore ad olio per una decelerazione funzionale e un comfort di utilizzo sia in apertura sia in chiusura. Il sistema è compatibile con ante in legno e alluminio, con una portata fino a 70 kg per anta, estendibile fino a 100 kg tramite apposito kit di potenziamento, mantenendo elevate prestazioni nel tempo.

L'innovativo ammortizzatore magnetico di Glow+ invece garantisce una decelerazione controllata sia in apertura sia in chiusura, assicurando uno scorrimento estremamente fluido e silenzioso. L'assenza di resistenze elimina la rumorosità e migliora sensibilmente il comfort di utilizzo.

### *Installazione rapida*

Glow Easy e Glow+ sono progettati per offrire massima semplicità di installazione che può avvenire mediante clip a pressione (Klik) garantendo rapidità e precisione in fase di montaggio oppure tramite viti per ridurre gli ingombri.



## Informazioni tecniche

### COMPOSIZIONE MECCANISMO

- Profili in alluminio: lega 6060T6, anodizzati argento.
- Ruote di scorrimento: cuscinetti per alta velocità.
- Carrelli superiori e inferiori: lamiera verniciata.
- Componenti interni: materiale plastico e zama.

### CARATTERISTICHE ANTE

- Peso massimo per singola anta 70 kg.  
Con kit di potenziamento 100 kg (uniformemente distribuito).
- Spessore suddiviso in 6 categorie:
  - 1: fino a 23 mm;
  - 2: fino a 26 mm;
  - 3: fino a 30 mm;
  - 4: fino a 35 mm;
  - 5: fino a 40 mm;
  - 6: fino a 50 mm.
- Altezza da terra: 17 mm o 33 mm.
- Materiale:
  - a) legno o derivati;
  - b) telaio in metallo e vetro.

### - Larghezza minima singola anta Glow Easy:

- 2 ante 600 mm;
- 3 ante 670 mm;
- 2 e 3 ante con kit di potenziamento 1000 mm.


### - Larghezza minima singola anta Glow+:

- 2 ante 600 mm;
- 3 ante 830 mm;
- 2 e 3 ante con kit di potenziamento 1000 mm.

- Regolazione dell'anta: verticale +5/-0 mm.

### TIPOLOGIE APERTURE

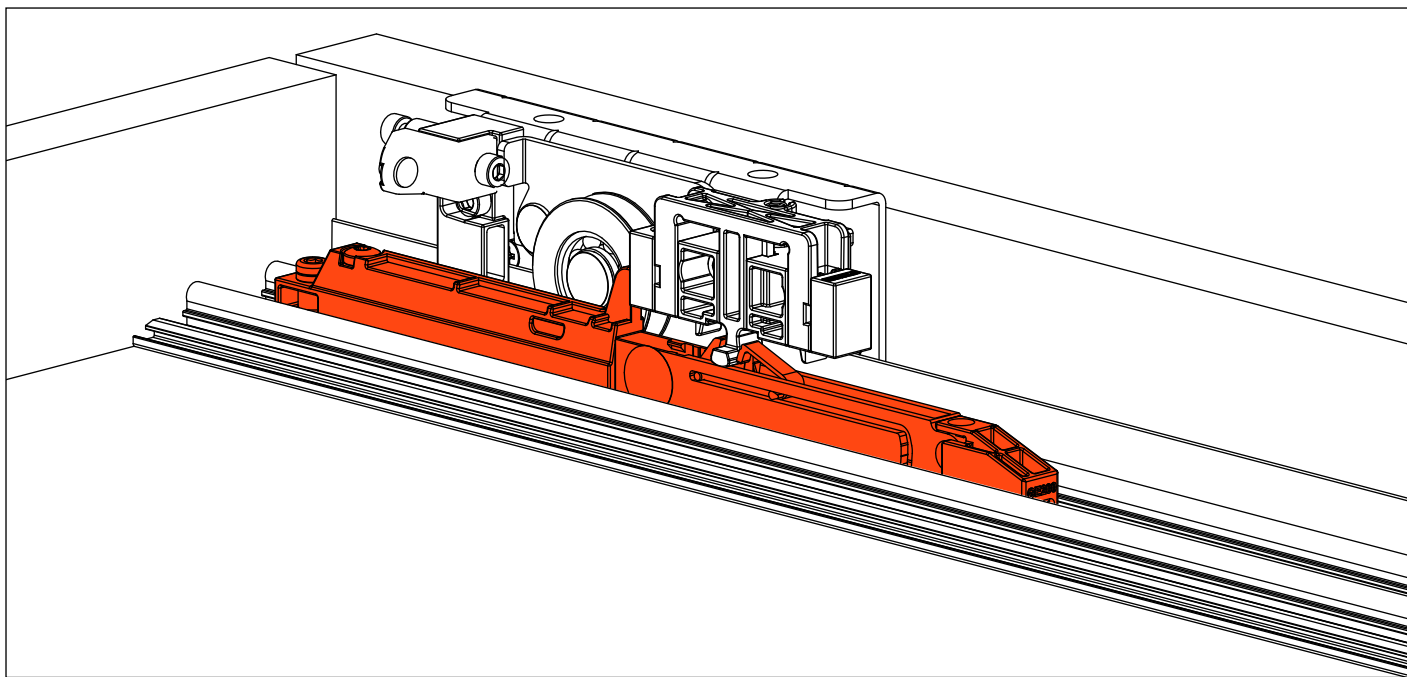
- Disponibili a una, due, tre o più ante, ciascuna ammortizzata sia in apertura sia in chiusura.



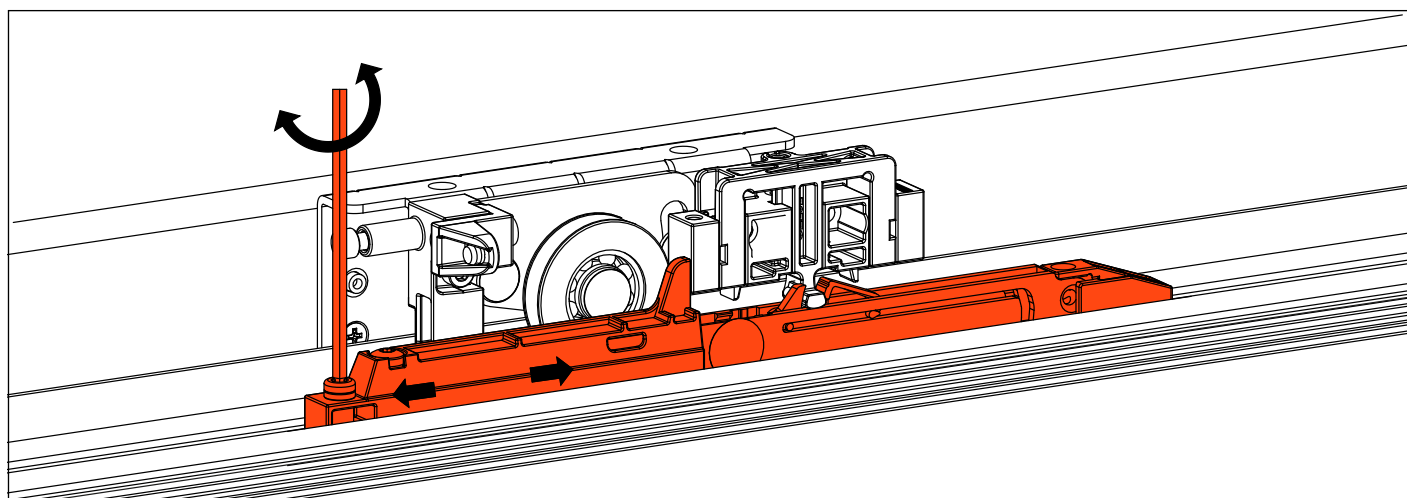
## Glow Easy

Caratteristiche principali

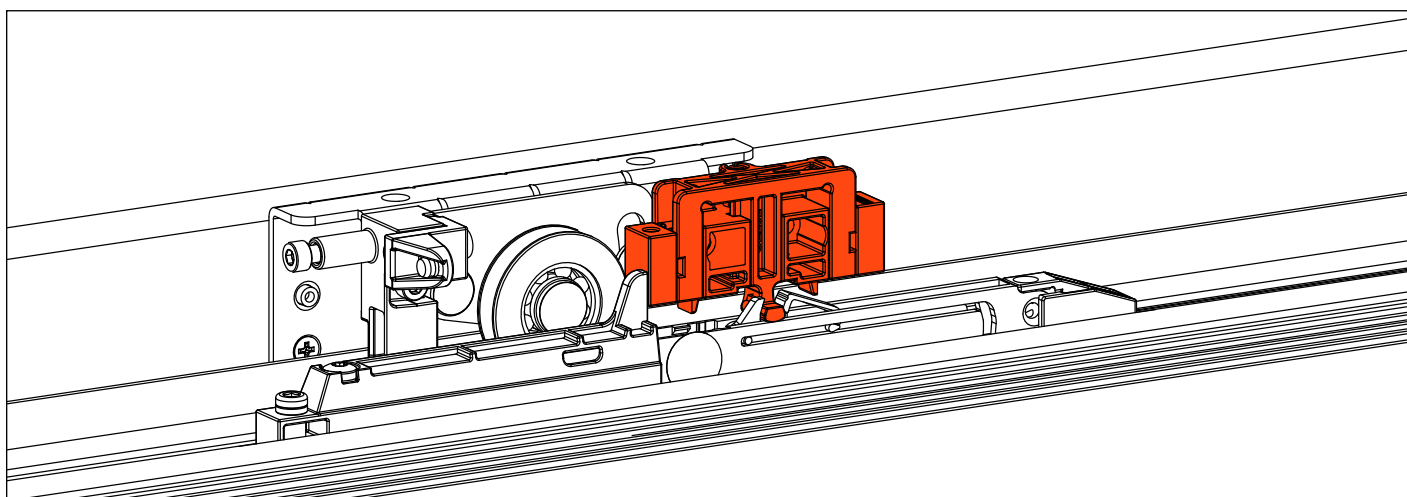
Decelerazione delle ante in apertura e chiusura con ammortizzatore ad olio.



Arresti estremamente facili da montare e riposizionare.

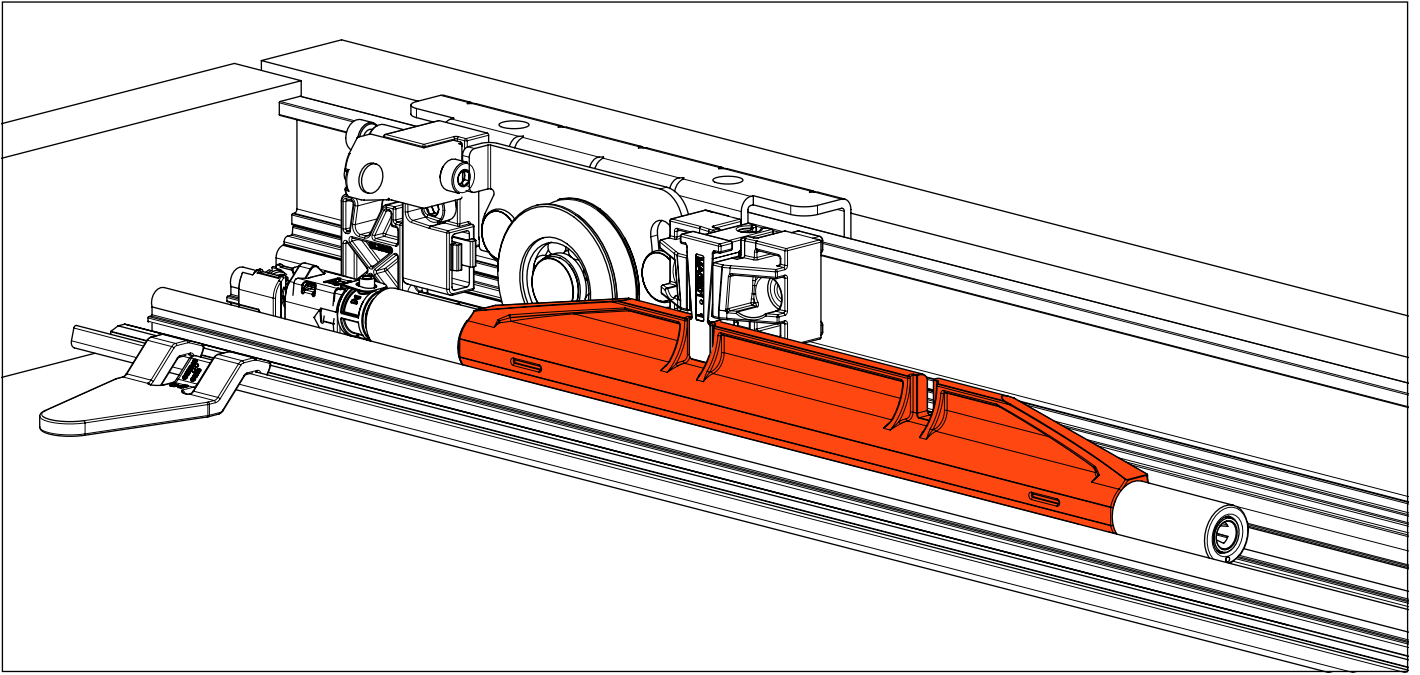


Aggancio automatico, con riarmo, fra carrello e ammortizzatore.

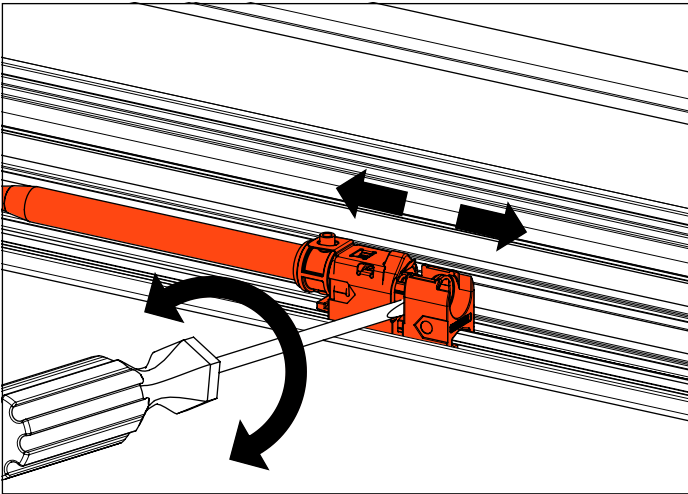


**Glow+**  
Caratteristiche principali

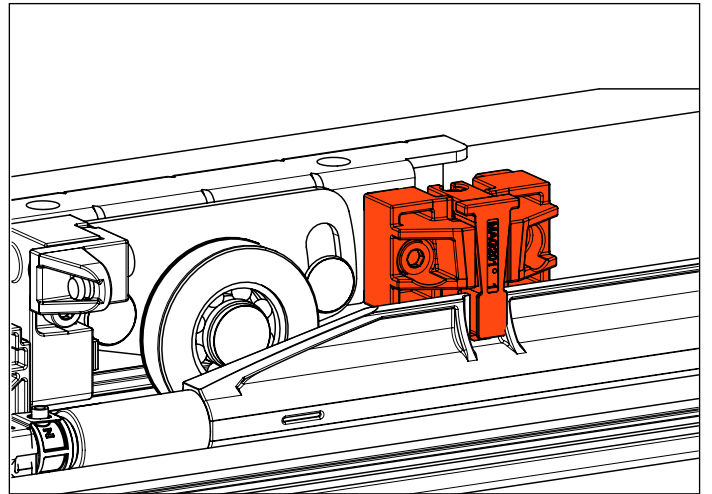
Innovativo ammortizzatore ad azione magnetica che garantisce performance di movimento fluide e silenziose.



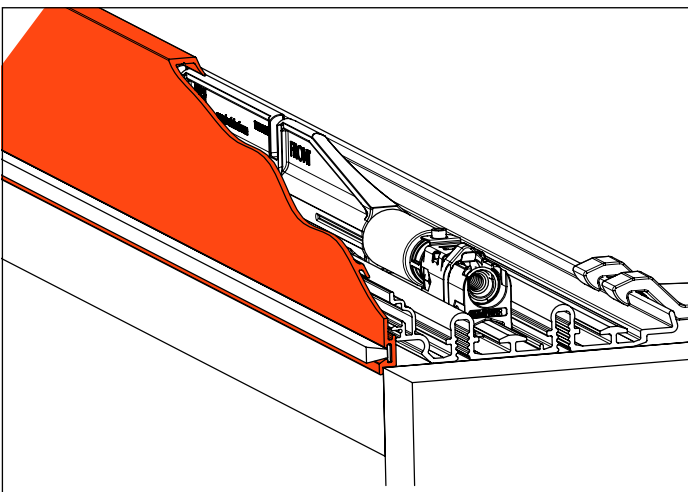
Arresti estremamente facili da montare e riposizionare.



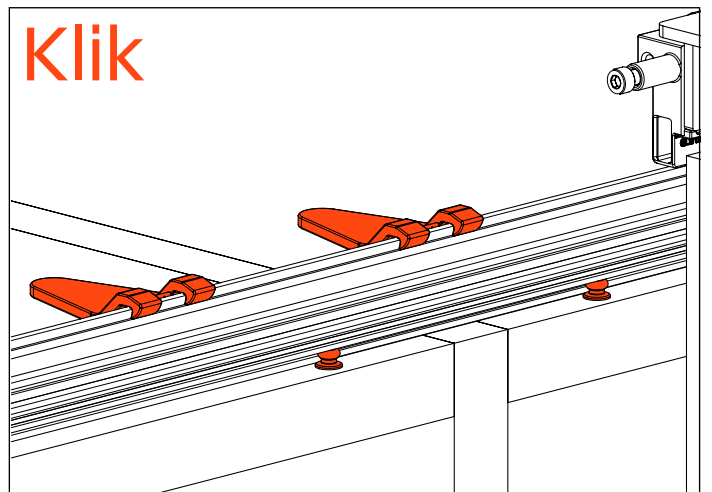
Aggancio automatico, con riarmo, fra carrello e ammortizzatore.



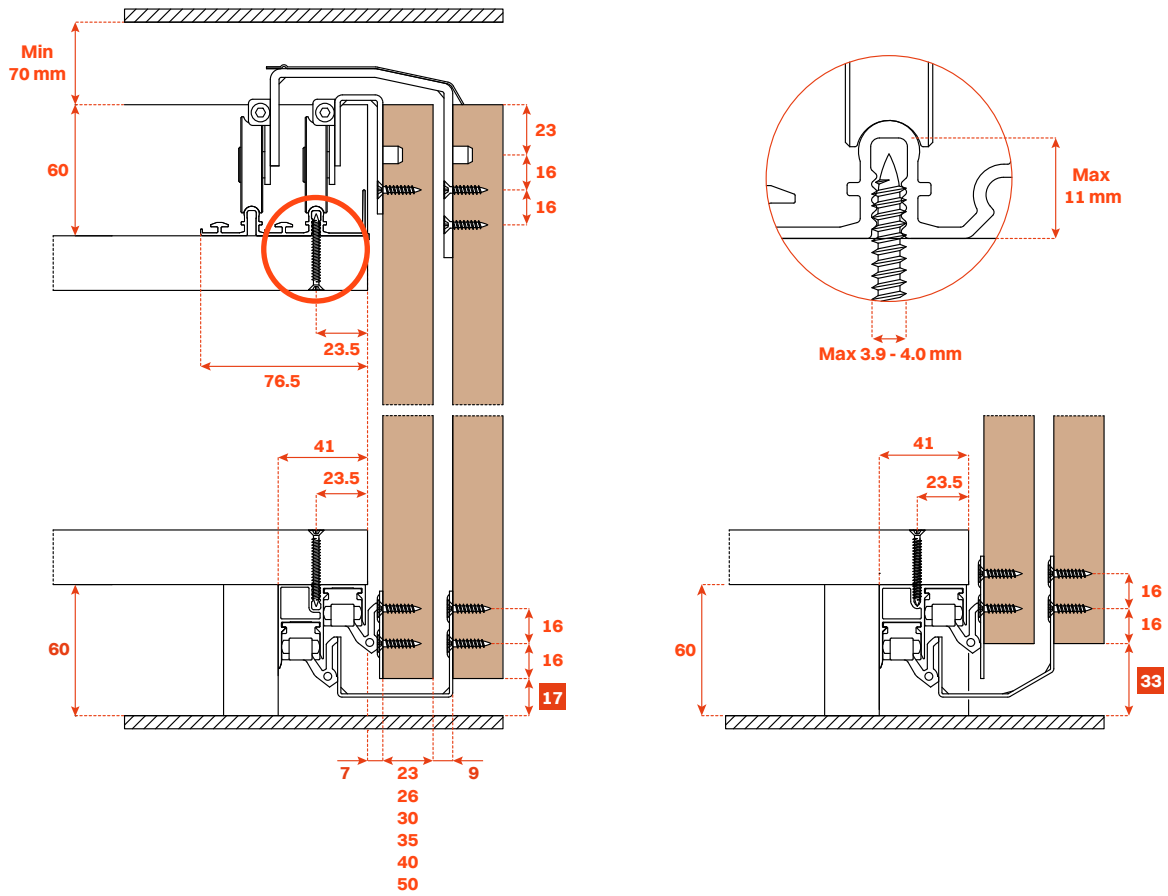
Copertura frontale del meccanismo con aggancio magnetico.



Installazione dei binari mediante clip con montaggio a pressione.

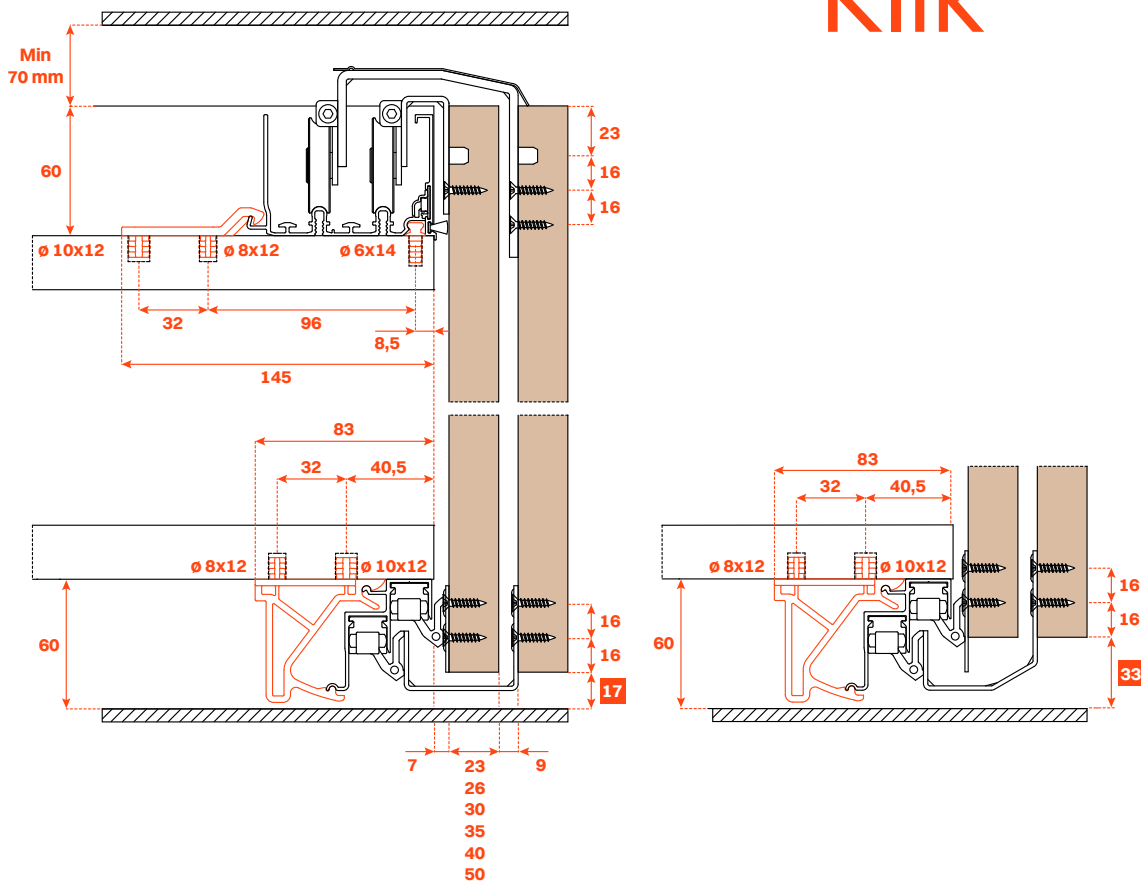


Fissaggio a vite

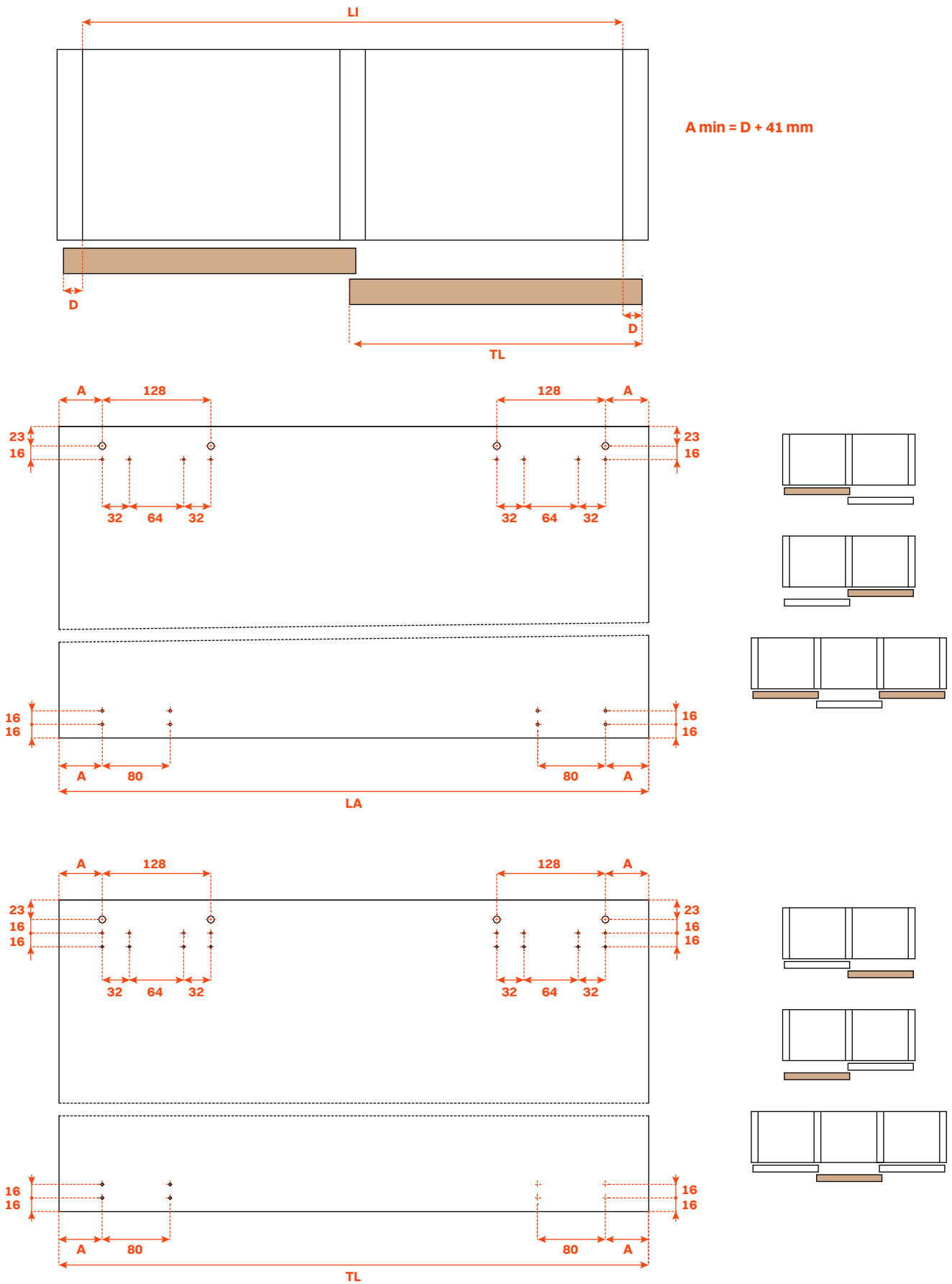


Fissaggio a clip

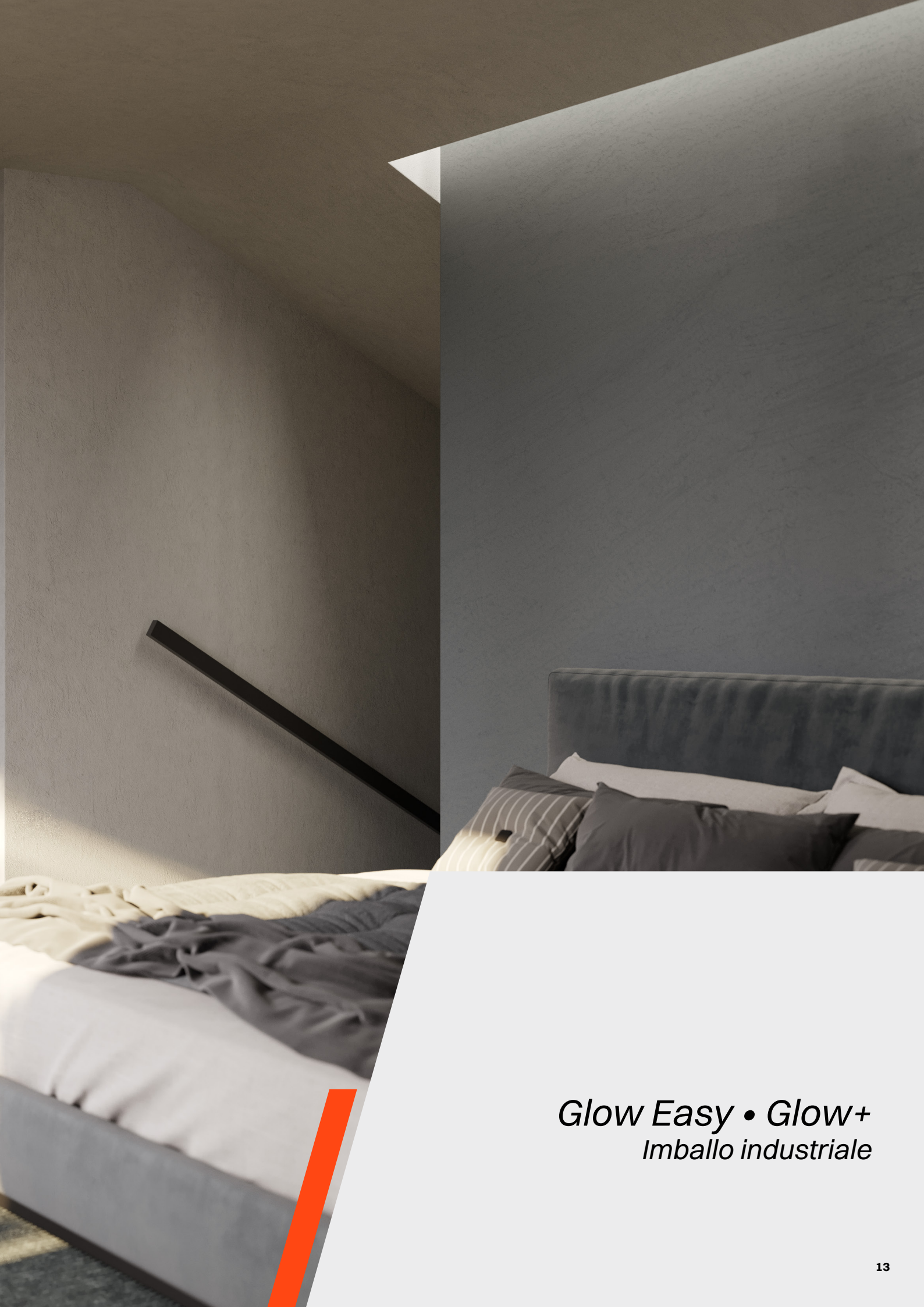
Klik



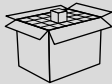









Lavorazioni sull'anta

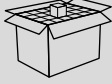

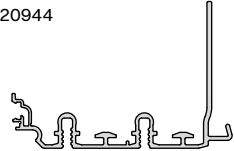


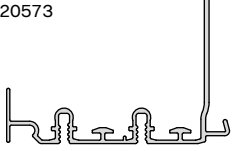



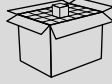
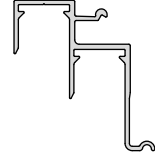

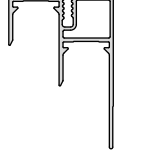


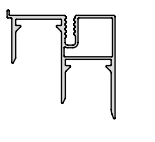





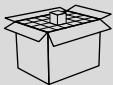
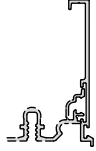
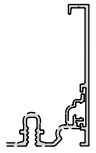
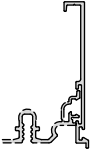
*Glow Easy • Glow+*  
*Imballo industriale*

Profilo superiore standard	L	Codice	 pezzi	Fissaggio	
	mm				
Predisposto per copertura frontale	6200	VE41PIA16200AB	8	<b>Klik</b> 	21152 
	3100	VE41PTA13100AB	8	<b>Klik</b> 	
Non predisposto per copertura frontale	6200	VE41PIB16200AB	8	<b>Klik</b> 	21151 
	3100	VE41PTB13100AB	8	<b>Klik</b> 	
Non predisposto per copertura frontale	6200	VE41PIB36200AB	8		300840 
	3100	VE41PTB33100AB	8		


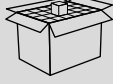




Profilo superiore rinforzato	L	Codice	 pezzi	Fissaggio	
	mm				
Predisposto per copertura frontale	6200	VE41PIA26200AB	8	<b>Klik</b> 	20944 
	3100	VE41PTA23100AB	8	<b>Klik</b> 	
Non predisposto per copertura frontale	6200	VE41PIB26200AB	8	<b>Klik</b> 	20573 
	3100	VE41PTB23100AB	8	<b>Klik</b> 	

Profilo inferiore	L	Codice	 pezzi	Fissaggio	
	mm				
	6200	VE41BIX06200AB	8	<b>Klik</b>	39428 
	3100	VE41BTX03100AB	8	<b>Klik</b>	
	6200	VE41PIE16200AB	8		21162 
	3100	VE41PTE13100AB	8		
	6200	VE41PIE26200AB	8		300841 
	3100	VE41PTE23100AB	8		



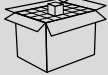












## Profili di copertura



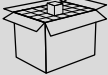












Copertura frontale	L	Codice	 pezzi	
	mm			
Con sede per spazzolino, finitura alluminio	6200	<b>VE41BIA06200AB</b>	8	34032 
	3100	<b>VE41BTA03100AB</b>	8	
Senza sede per spazzolino, finitura alluminio	6200	<b>VE41BIB06200AB</b>	8	35510 
	3100	<b>VE41BTB03100AB</b>	8	
Con sede per spazzolino, finitura titanio	6200	<b>VE41BIA06200SB</b>	8	34032 
	3100	<b>VE41BTA03100SB</b>	8	

## Carrelli di scorrimento anta interna

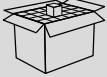
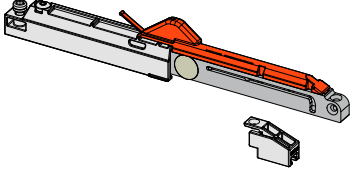
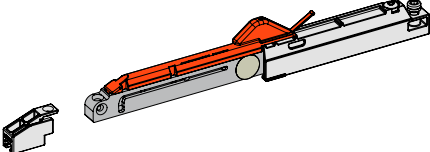
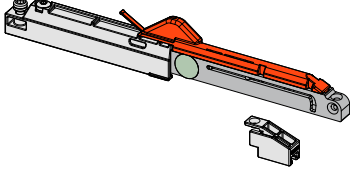
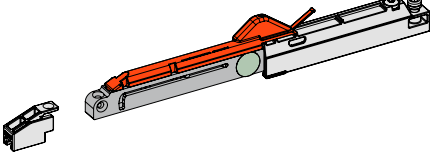
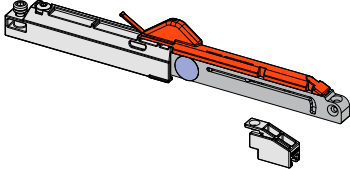
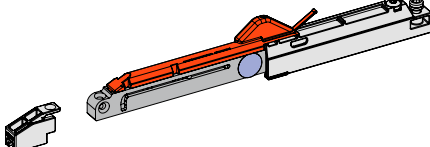
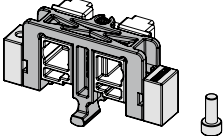

Articolo	 mm	Codice	 pezzi	
Carrello superiore destro		<b>VE41KMCM1350DX0</b>	30	
Carrello superiore sinistro		<b>VE41KMCM1350SX0</b>	30	
Carrello inferiore	17	<b>VE41KMGLW310</b>	30	
	33	<b>VE41KMGLW320</b>	30	

**Glow Easy • Glow+**  
Carrelli di scorrimento anta esterna


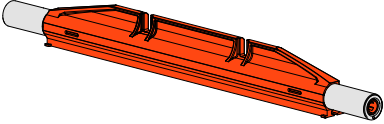
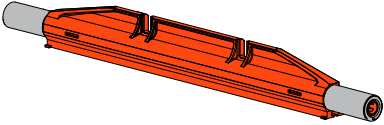
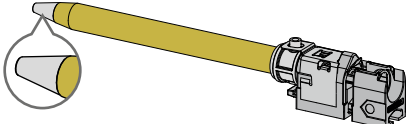
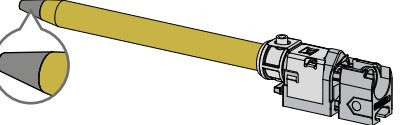


Articolo	 mm	 mm	Codice	 pezzi	
Carrello superiore destro	≤ 23		<b>VE41KMCMi370DX0</b>	30	
Carrello superiore sinistro	≤ 23		<b>VE41KMCMi370SX0</b>	30	
Carrello inferiore	≤ 23	17	<b>VE41KMGLW311</b>	30	
	≤ 23	33	<b>VE41KMGLW321</b>	30	
Carrello superiore destro	≤ 26		<b>VE41KMCMi375DX0</b>	30	
Carrello superiore sinistro	≤ 26		<b>VE41KMCMi375SX0</b>	30	
Carrello inferiore	≤ 26	17	<b>VE41KMGLW316</b>	30	
	≤ 26	33	<b>VE41KMGLW326</b>	30	
Carrello superiore destro	≤ 30		<b>VE41KMCMi371DX0</b>	30	
Carrello superiore sinistro	≤ 30		<b>VE41KMCMi371SX0</b>	30	
Carrello inferiore	≤ 30	17	<b>VE41KMGLW312</b>	30	
	≤ 30	33	<b>VE41KMGLW322</b>	30	

Articolo	 mm	 mm	Codice	 pezzi	
Carrello superiore destro	≤ 35		<b>VE41KMCM1372DX0</b>	30	
Carrello superiore sinistro	≤ 35		<b>VE41KMCM1372SX0</b>	30	
Carrello inferiore	≤ 35	17	<b>VE41KMGLW313</b>	30	
	≤ 35	33	<b>VE41KMGLW323</b>	30	
Carrello superiore destro	≤ 40		<b>VE41KMCM1374DX0</b>	30	
Carrello superiore sinistro	≤ 40		<b>VE41KMCM1374SX0</b>	30	
Carrello inferiore	≤ 40	17	<b>VE41KMGLW315</b>	30	
	≤ 40	33	<b>VE41KMGLW325</b>	30	
Carrello superiore destro	≤ 50		<b>VE41KMCM1373DX0</b>	30	
Carrello superiore sinistro	≤ 50		<b>VE41KMCM1373SX0</b>	30	
Carrello inferiore	≤ 50	17	<b>VE41KMGLW314</b>	30	
	≤ 50	33	<b>VE41KMGLW324</b>	30	





**Glow Easy**  
 Ammortizzatore e arresti

Articolo	Codice	 pezzi	
Ammortizzatore Easy destro MAX 30 Kg	<b>VE41KGEAMMR02B</b>	30	
Ammortizzatore Easy sinistro MAX 30 Kg	<b>VE41KGEAMML03B</b>	30	
Ammortizzatore Easy destro 30 - 50 Kg	<b>VE41KGEAMMR04B</b>	30	
Ammortizzatore Easy sinistro 30 - 50 Kg	<b>VE41KGEAMML05B</b>	30	
Ammortizzatore Easy destro 50 - 70 Kg	<b>VE41KGEAMMR06B</b>	30	
Ammortizzatore Easy sinistro 50 - 70 Kg	<b>VE41KGEAMML07B</b>	30	
Attivatore per ammortizzatore Easy	<b>VE41KGEAMM001B</b>	30	
Arresto inferiore	<b>VE41KMGLW220</b>	60	


**Glow+**  
 Ammortizzatore e arresti

Articolo	Codice	 pezzi	
Ammortizzatore magnetico MAX 25 Kg	<b>VE41KMAMCMA0500</b>	30	
Ammortizzatore magnetico 25 - 45 Kg	<b>VE41KMAMCMA1000</b>	30	
Ammortizzatore magnetico 45 - 70 Kg	<b>VE41KMAMCMA2000</b>	30	
Arresto per ammortizzatore magnetico MAX 25 e 25 - 45 Kg	<b>VE41KMAMCMA5000</b>	60	
Arresto per ammortizzatore magnetico 45 - 70 Kg	<b>VE41KMAMCMA5100</b>	60	
Trascinatore per ammortizzatore magnetico	<b>VE41KMAMCMA3000</b>	30	
Arresto inferiore	<b>VE41KMGLW220</b>	60	

**Glow Easy • Glow+**  
Arresti non ammortizzati

<b>Articolo</b>	<b>Codice</b>	 <b>pezzi</b>	
Fermo finale	<b>VE41KMANCMI2000</b>	60	
Attivatore per fermo finale	<b>VE41KMANCMI3000</b>	30	
Arresto inferiore	<b>VE41KMGLW220P</b>	60	

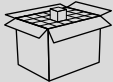









Accessori

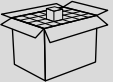

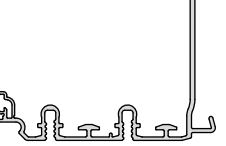




Articolo	Codice	 pezzi	
Piolo frontale	<b>VE41MPGLW160</b>	180	
Aggancio superiore	<b>VE41MPGLW260</b>	180	
Aggancio inferiore	<b>VE41MPGLW270.0</b>	180	
Applicatore aggancio inferiore	<b>VE41MPGLW271.0</b>	30	
Contropiastra	<b>VE41MPGLW330</b>	200	
Magnete 25x6	<b>VE41MPMA250603</b>	200	
Spazzolino H7 grigio	<b>VE41MPPB4829</b>	325 m	
Kit agganci antiscarrucolamento (Dx+Sx)	<b>VE41MPGLW280</b>	30	
Perno anticollisione	<b>VE41KMGLW510</b>	30	
Salvamaniglia	<b>VE41KMGLW230</b>	30	

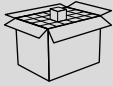

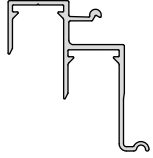


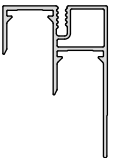


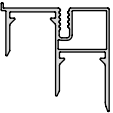



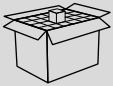
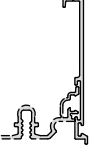
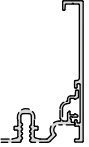
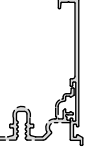


*Glow Easy • Glow+  
Imballo kit*







Profilo superiore standard	L	Codice	 pezzi	Fissaggio	
	mm				
Predisposto per copertura frontale	6200	VE41PIA16200AB	8	<b>Klik</b> 	21152 
	3100	VE41PTA13100AB	8	<b>Klik</b> 	
Non predisposto per copertura frontale	6200	VE41PIB16200AB	8	<b>Klik</b> 	21151 
	3100	VE41PTB13100AB	8	<b>Klik</b> 	
Non predisposto per copertura frontale	6200	VE41PIB36200AB	8		300840 
	3100	VE41PTB33100AB	8		

Profilo superiore rinforzato	L	Codice	 pezzi	Fissaggio	
	mm				
Predisposto per copertura frontale	6200	VE41PIA26200AB	8	<b>Klik</b> 	20944 
	3100	VE41PTA23100AB	8	<b>Klik</b> 	
Non predisposto per copertura frontale	6200	VE41PIB26200AB	8	<b>Klik</b> 	20573 
	3100	VE41PTB23100AB	8	<b>Klik</b> 	



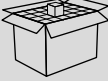



Profilo inferiore	L	Codice		Fissaggio	
	mm				
	6200	<b>VE41BIX06200AB</b>	8	<b>Klik</b> 	39428 
	3100	<b>VE41BTX03100AB</b>	8	<b>Klik</b> 	
	6200	<b>VE41PIE16200AB</b>	8		21162 
	3100	<b>VE41PTE13100AB</b>	8		
	6200	<b>VE41PIE26200AB</b>	8		300841 
	3100	<b>VE41PTE23100AB</b>	8		

Copertura frontale	L	Codice			
	mm				
Con sede per spazzolino, finitura alluminio	6200	<b>VE41BIA06200AB</b>	8		34032 
	3100	<b>VE41BTA03100AB</b>	8		
Senza sede per spazzolino, finitura alluminio	6200	<b>VE41BIB06200AB</b>	8		35510 
	3100	<b>VE41BTB03100AB</b>	8		
Con sede per spazzolino, finitura titanio	6200	<b>VE41BIA06200SB</b>	8		34032 
	3100	<b>VE41BTA03100SB</b>	8		





Kit carrelli armadio anta singola interna

Articolo	 mm	 mm	Codice	 pezzi	
Carrelli interni per armadio anta singola	-	17	<b>VE41KSKSGE1090</b>	1	 <b>x 1</b>
	-	33	<b>VE41KSKSGE1590</b>	1	 <b>x 1</b>  <b>x 2</b>



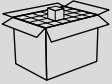





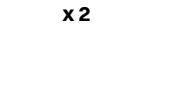

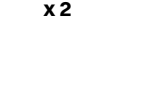




Kit carrelli armadio anta singola esterna

Articolo	 mm	 mm	Codice	 pezzi	
Carrelli esterni per armadio anta singola	≤ 23	17	<b>VE41KSKSGE1010</b>	1	 <b>x 1</b>
	≤ 23	33	<b>VE41KSKSGE1510</b>	1	 <b>x 1</b>
	≤ 30	17	<b>VE41KSKSGE1020</b>	1	 <b>x 2</b>
	≤ 30	33	<b>VE41KSKSGE1520</b>	1	


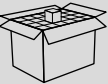
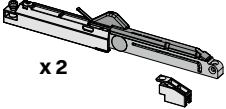

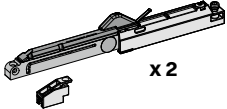

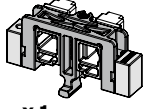


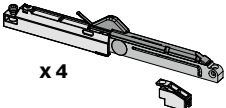

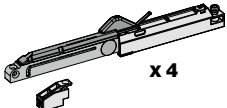

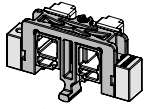



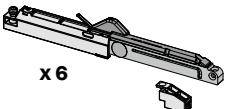

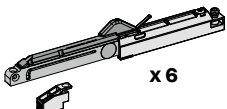

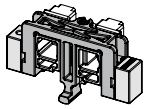



Kit carrelli armadio 2 ante

Articolo	 mm	 mm	Codice	 pezzi	
Carrelli per armadio a 2 ante	≤ 23	17	<b>VE41KSKSGE2010</b>	1	 x 1
	≤ 23	33	<b>VE41KSKSGE2510</b>	1	
	≤ 26	17	<b>VE41KSKSGE2060</b>	1	 x 1
	≤ 26	33	<b>VE41KSKSGE2560</b>	1	
	≤ 30	17	<b>VE41KSKSGE2020</b>	1	 x 2
	≤ 30	33	<b>VE41KSKSGE2520</b>	1	
	≤ 35	17	<b>VE41KSKSGE2030</b>	1	 x 1
	≤ 35	33	<b>VE41KSKSGE2530</b>	1	
	≤ 40	17	<b>VE41KSKSGE2040</b>	1	 x 1
	≤ 40	33	<b>VE41KSKSGE2540</b>	1	
	≤ 50	17	<b>VE41KSKSGE2050</b>	1	 x 2
	≤ 50	33	<b>VE41KSKSGE2550</b>	1	


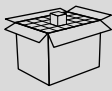

















Kit Carrelli armadio a 3 ante

Articolo	 mm	 mm	Codice	 pezzi	
Carrelli per armadio a 3 ante	≤ 23	17	<b>VE41KSKSGE3010</b>	1	 x 1
	≤ 23	33	<b>VE41KSKSGE3510</b>	1	 x 1
	≤ 26	17	<b>VE41KSKSGE3060</b>	1	 x 1
	≤ 26	33	<b>VE41KSKSGE3560</b>	1	 x 1
	≤ 30	17	<b>VE41KSKSGE3020</b>	1	 x 2
	≤ 30	33	<b>VE41KSKSGE3520</b>	1	 x 2
	≤ 35	17	<b>VE41KSKSGE3030</b>	1	 x 2
	≤ 35	33	<b>VE41KSKSGE3530</b>	1	 x 2
	≤ 40	17	<b>VE41KSKSGE3040</b>	1	 x 2
	≤ 40	33	<b>VE41KSKSGE3540</b>	1	 x 2
	≤ 50	17	<b>VE41KSKSGE3050</b>	1	 x 4
	≤ 50	33	<b>VE41KSKSGE3550</b>	1	 x 4

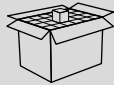

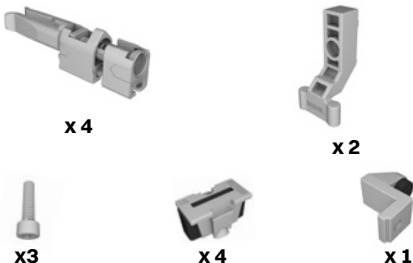

**Glow Easy**  
Kit Ammortizzatori ad olio

Articolo	Ante	 Peso Ante	Codice	 pezzi	
Ammortizzatori per armadio a 1, 2 o 3 ante	1	Max 30 Kg	<b>VE41KSAMGE1010</b>	1	 x 2 
	1	30 - 50 Kg	<b>VE41KSAMGE1020</b>	1	 x 2 
	1	50 - 70 Kg	<b>VE41KSAMGE1030</b>	1	 x 1  x 1  x 2
	2	Max 30 Kg	<b>VE41KSAMGE2010</b>	1	 x 4 
	2	30 - 50 Kg	<b>VE41KSAMGE2020</b>	1	 x 4 
	2	50 - 70 Kg	<b>VE41KSAMGE2030</b>	1	 x 2  x 3  x 1  x 4
	3	Max 30 Kg	<b>VE41KSAMGE3010</b>	1	 x 6 
	3	30 - 50 Kg	<b>VE41KSAMGE3020</b>	1	 x 6 
	3	50 - 70 Kg	<b>VE41KSAMGE3030</b>	1	 x 3  x 4  x 1  x 4

**Glow+**  
Kit ammortizzatori magnetici

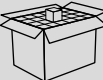

Articolo	Ante	 Peso Anta	Codice	 pezzi	
Ammortizzatori per armadio a 1, 2 o 3 ante	1	Max 25 Kg	<b>VE41KSAMGP4010</b>	1	 x 1
	1	25 - 45 Kg	<b>VE41KSAMGP4020</b>	1	 x 2
	1	45 - 70 Kg	<b>VE41KSAMGP4030</b>	1	 x 2
					 x 1  x 1
	2	Max 25 Kg	<b>VE41KSAMGP5010</b>	1	 x 2
	2	25 - 45 Kg	<b>VE41KSAMGP5020</b>	1	 x 4
	2	45 - 70 Kg	<b>VE41KSAMGP5030</b>	1	 x 4
					 x 3  x 2  x 1
	3	Max 25 Kg	<b>VE41KSAMGP6010</b>	1	 x 3
	3	25 - 45 Kg	<b>VE41KSAMGP6020</b>	1	 x 6
				 x 4	
				 x 4  x 3  x 1	

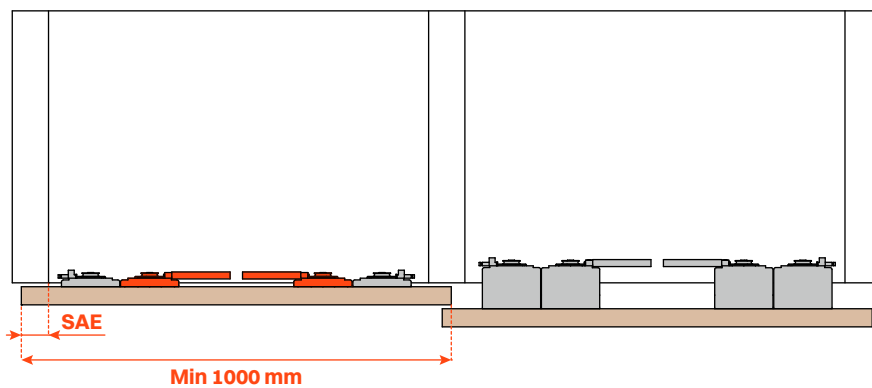
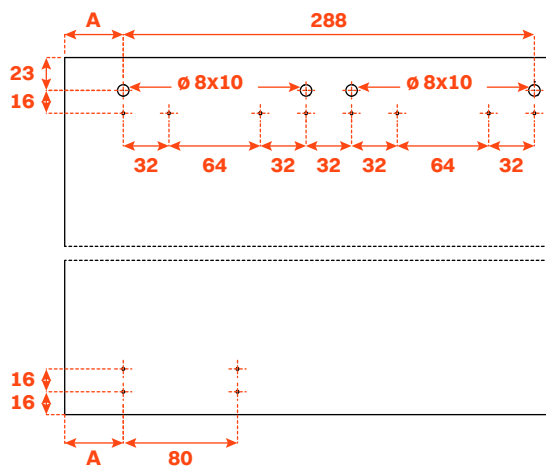
**Glow Easy • Glow+**  
 Kit non ammortizzato

Articolo	Ante	Codice	 pezzi	
Fermi per armadi a 1, 2 o 3 ante	1	<b>VE41KSNAGE7000</b>	1	 <p>x 2                      x 1 x 1                      x 2</p>
	2	<b>VE41KSNAGE8000</b>	1	 <p>x 4                      x 2 x 3                      x 4                      x 1</p>
	3	<b>VE41KSNAGE9000</b>	1	 <p>x 6                      x 3 x 4                      x 4                      x 1</p>


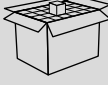


## Glow Easy • Glow

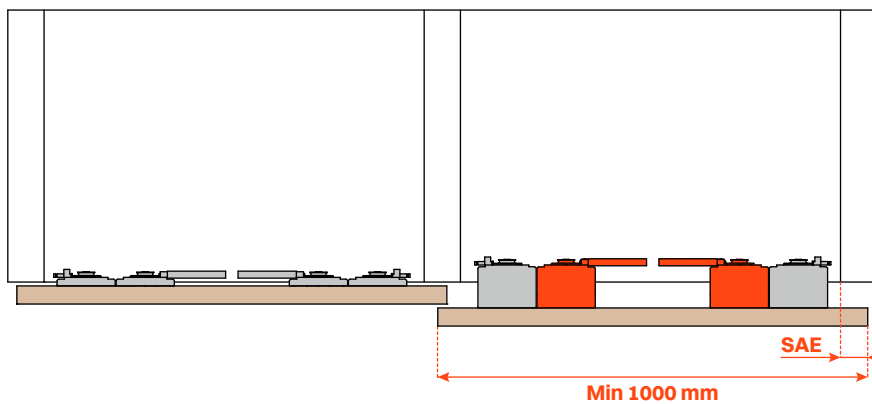
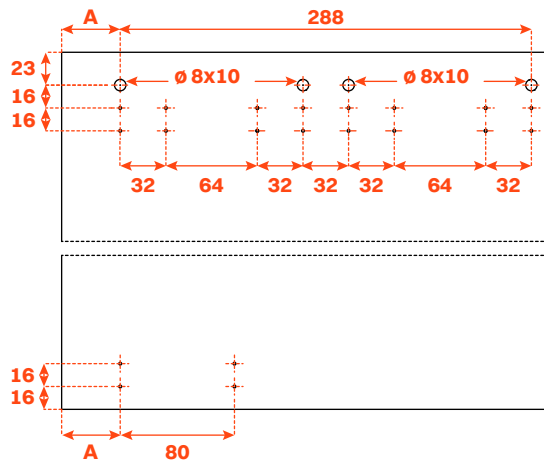
Kit carrelli aggiuntivi • Coppia di carrelli, che aggiunti a quelli standard, aumentano la portata dell'anta fino ad un massimo di 100 kg.

Articolo	Codice	 pezzi	
Carrelli per anta interna	<b>VE41KSKPCMI1A99</b>	1	 <b>x1</b> <b>x1</b>



$$A_{\min} = SAE + 41 \text{ mm}$$

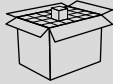



Articolo	 mm	Codice	 pezzi	
Carrelli per anta esterna	23	VE41KSKPCMI1A19	1	 x 1   x 1
	26	VE41KSKPCMI1A69	1	
	30	VE41KSKPCMI1A29	1	
	35	VE41KSKPCMI1A39	1	
	40	VE41KSKPCMI1A49	1	
	50	VE41KSKPCMI1A59	1	



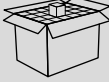








**A min = SAE + 41 mm**

# Glow Easy • Glow+

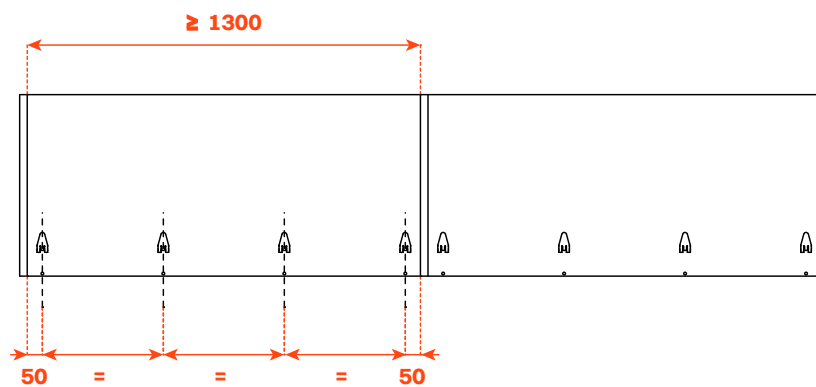
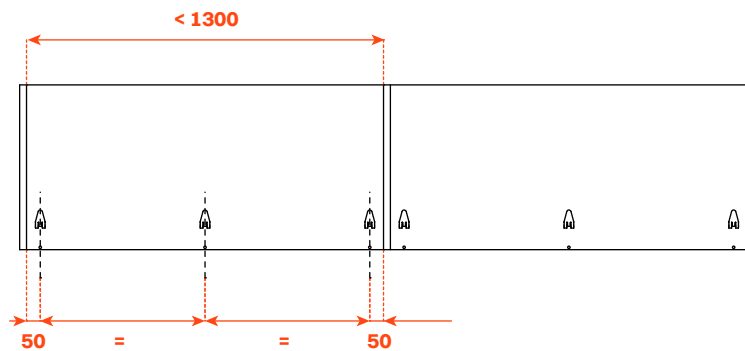
## Kit accessori per copertura frontale

Articolo	L	Codice	 pezzi	
	mm			
Kit magneti, contropiastre e spazzolino	≤ 2000	<b>VE41KSM0S05</b>	1	 x5                      x5                      x2
	≤ 3000	<b>VE41KSM0S06</b>	1	 x6                      x6                      x3
	≤ 4000	<b>VE41KSM0S07</b>	1	 x8                      x8                      x4

Kit clip

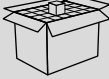
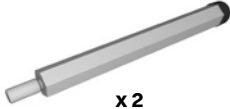
Articolo	Codice	 pezzi				
Kit 6 agganci con applicatore	<b>VE41KSCLIP6</b>	1	 x 6	 x 6	 x 6	 x 1
Kit 9 agganci con applicatore	<b>VE41KSCLIP9</b>	1	 x 9	 x 9	 x 9	 x 1

Klik





## Glow Easy • Glow+

Kit perni anticollisione • Per gli armadi a 3 ante, è possibile ordinare i perni anticollisione da applicare alle ante interne (1 kit da 2 pezzi).

<b>Articolo</b>	<b>Codice</b>	 <b>pezzi</b>	
Perni anticollisione	<b>VE41KMGLW510C</b>	1	 <b>x 2</b>

Carter parapolvere in PVC con velcro autoadesivo

Articolo	L	Codice finitura nero	Codice finitura grigio	 pezzi	
	mm				
Carter copri staffe anta esterna	600	VE41CP0A001N3A	VE41CP0A001N6A	1	
	700	VE41CP0A002N3A	VE41CP0A002N6A		
	800	VE41CP0A003N3A	VE41CP0A003N6A		
	900	VE41CP0A004N3A	VE41CP0A004N6A		
	1000	VE41CP0A005N3A	VE41CP0A005N6A		
	1100	VE41CP0A006N3A	VE41CP0A006N6A		
	1200	VE41CP0A007N3A	VE41CP0A007N6A		
	1300	VE41CP0A008N3A	VE41CP0A008N6A		
	1400	VE41CP0A009N3A	VE41CP0A009N6A		
	1500	VE41CP0A010N3A	VE41CP0A010N6A		
	1600	VE41CP0A011N3A	VE41CP0A011N6A		
	1700	VE41CP0A012N3A	VE41CP0A012N6A		
	1800	VE41CP0A013N3A	VE41CP0A013N6A		
	1900	VE41CP0A014N3A	VE41CP0A014N6A		
	2000	VE41CP0A015N3A	VE41CP0A015N6A		
	600	VE41CP0A001N6A	VE41CP0A001N6B	10	
	700	VE41CP0A002N6A	VE41CP0A002N6B		
	800	VE41CP0A003N6A	VE41CP0A003N6B		
	900	VE41CP0A004N6A	VE41CP0A004N6B		
	1000	VE41CP0A005N6A	VE41CP0A005N6B		
	1100	VE41CP0A006N6A	VE41CP0A006N6B		
	1200	VE41CP0A007N6A	VE41CP0A007N6B		
	1300	VE41CP0A008N6A	VE41CP0A008N6B		
	1400	VE41CP0A009N6A	VE41CP0A009N6B		
	1500	VE41CP0A010N6A	VE41CP0A010N6B		
	1600	VE41CP0A011N6A	VE41CP0A011N6B		
	1700	VE41CP0A012N6A	VE41CP0A012N6B		
	1800	VE41CP0A013N6A	VE41CP0A013N6B		
	1900	VE41CP0A014N6A	VE41CP0A014N6B		
	2000	VE41CP0A015N6A	VE41CP0A015N6B		

## SEDI E UNITA' PRODUTTIVE

---

### ARTURO SALICE S.p.A.

#### SEDE PRINCIPALE

VIA PROVINCIALE NOVEDRATESE, 10  
22060 NOVEDRATE (COMO) ITALIA  
TEL. 031 790424 - FAX 031 791508  
info.salice@salice.com  
www.salice.com

#### ARTURO SALICE S.p.A.

VIA ARISTIDE MERLONI, 11  
61036 COLLI AL METAURO (PU) ITALIA  
TEL. 0721 899800  
FAX 0721 897980  
info.salice@salice.com  
www.salice.com

#### BORTOLUZZI SISTEMI S.p.A.

VIA CADUTI 14 SETTEMBRE 1944, 45  
32100 BELLUNO (BL) ITALIA  
TEL. 0437 930866  
FAX 0437 931442  
info@bortoluzzi.com  
www.salice.com

#### NUOVA ATIM S.r.l.

VIA IV NOVEMBRE, 52  
20019 SETTIMO MILANESE (MI) ITALIA  
TEL. 02 33503203  
FAX 02 33516514  
info@atimspa.com  
www.atimspa.com

#### VILLES S.r.l.

VIA CASTOLDI, 6/8  
20090 TREZZANO SUL NAVIGLIO (MI) ITALIA  
TEL. 02 4452083  
FAX 02 4452838  
info@villes2000.com  
www.villes2000.com

## FILIALI

---

#### DEUTSCHE SALICE GMBH

RUDOLF DIESEL STR. 10  
74382 NECKARWESTHEIM  
TEL. 07133 9807-0  
FAX. 07133 9807-16  
info.salice@deutschesalice.de  
www.salice.com

#### DEUTSCHE SALICE GMBH

VERKAUFSBÜRO NORD  
RINGSTRASSE 36/A30 CENTER  
32584 LÖHNE  
TEL. 05731 15608-0  
FAX. 05731 15608-10  
vknord@deutschesalice.de  
www.salice.com

#### SALICE UK LTD.

KINGFISHER WAY  
HINCHINGBROOKE BUSINESS PARK  
HUNTINGDON CAMBS PE 29 6FN  
TEL. 01480 413831  
FAX. 01480 451489  
info.salice@saliceuk.co.uk  
www.salice.com

#### SALICE FRANCE S.A.R.L.

285 RUE DE GOA ZAC LES 3 MOULINS  
06600 ANTIBES  
TEL. 0493 330069  
FAX. 0493 330141  
info.salice@salicefrance.com  
www.salice.com

#### SALICE ESPAÑA, S.L.U.

C/ AIGUAFREDA 4, P.I. AMETLLA PARK  
08480 L'AMETLLA DEL VALLÈS (BARCELONA)  
TEL. 0034 938 46 88 61  
info.salice@saliceespana.es  
www.salice.com

#### SALICE PORTUGAL UNIP. LDA

**SHOWROOM:**  
TV SÁ E MELO 161 FA  
4470-116 MAIA - PORTO  
TEL: 00351 224 154 221  
Info@saliceportugal.pt  
www.salice.com

**ARMAZÉM:**  
VIA ROTA DOS MÓVEIS I 399  
4585-325 GANDRA

#### SALICE CHINA (SHANGHAI) CO. LTD.

RM 602, 6/F, TOWER 1,  
3688 YINGGANG DONG ROAD  
QINGPU DISTRICT  
201703 SHANGHAI, CHINA  
TEL. 021 3988-9880  
info.salice@salicechina.com  
www.salicechina.com

#### SALICE INDIA PVT. LTD.

1001 & 1002, 10TH FLOOR,  
CENTRUM, PLOT NO. C-3,  
OPP. WAGLE PRABHAG SAMITI OFFICE,  
MIDC AREA, WAGLE INDUSTRIAL ESTATE,  
THANE - 400604, MAHARASHTRA  
TEL. 022 20812050  
info@saliceindia.com  
www.salice.com

#### SALICE CANADA INC.

3500 RIDGEWAY DRIVE,  
UNIT#1  
MISSISSAUGA, ONTARIO, L5L 0B4  
TEL. 905 820 8787  
FAX. 905 820 7226  
info.salice@salicecanada.com  
www.salicecanada.com

#### SALICE AMERICA INC.

2123 CROWN CENTRE DRIVE  
CHARLOTTE NC. 28227  
TEL. 704 841 7810  
FAX. 704 841 7808  
info.salice@saliceamerica.com  
www.saliceamerica.com



# **ARTURO SALICE S.p.A.**

## **SEDE PRINCIPALE**

VIA PROVINCIALE NOVEDRATESE, 10  
22060 NOVEDRATE (COMO) ITALIA  
TEL. 031 790424 - FAX 031 791508

[info.salice@salice.com](mailto:info.salice@salice.com)  
[www.salice.com](http://www.salice.com)



**Contenuti digitali**



DOCASS004ITA Ed. 05 - 05/2026

\* 5 2 6 5 C T 1 0 0 1 . 1 \*