



# **Exedra Gravity**

***SALICE***



## Exedra Gravity

This pocket door system elevates both versatility and design, featuring a distinctly modern and clean look.

### Versatility

A truly versatile solution, it integrates perfectly into multiple applications.

### Functionality

A simple yet reliable mechanism that provides complete door retraction into the compartment.

Installing and uninstalling made simple, requiring only a few easy steps.

### Flexibility

Exedra Gravity can be applied to a wide range of doors and supports up to 40 kg.



## **Design and functionality in perfect harmony**

The Exedra Gravity system integrates seamlessly into multiple spaces, complementing a wide range of furniture, from kitchens and home offices to bar cabinets and laundry rooms.

An innovation that is both stylish and effective combining aesthetics and practicality.





## Design Flexibility

Exedra Gravity suits all types of furniture and can be applied to a wide range of dimensions:

- Doors height from 1100 mm to 3000 mm
- Doors width from 300 mm to 900 mm
- Doors thickness from 14 mm to 30 mm
- For reduced thicknesses, see page 32 chapter "Accessories".
- Door weight up to 40 kg

Modular with the Exedra2 system.









## Movements developed for maximum ease of use

Two options available:

**OUT** – Doors open independently from within the cabinet with assisted motion, activated by a light touch.

**IN** – The doors retract with a smooth, perfectly balanced motion in response to a gentle push.

Exedra Gravity can be supplied with hinges and **Smove**, for a decelerated closing, or **Push** to open hinges for handle-less doors. Both versions are available in **nickel-plated** or **titanium** finishes.



Configure your system's movement with our **online configurator**.



## A seamless and intuitive mechanism

The door fully retracts into the compartment when open, ensuring practicality and discreetness.

Each movement is assisted, resulting in a precise and harmonious sliding action.

Accurately calculate door retraction with our **online configurator**.





## **Simple, reliable, practical**

The concealed sliding mechanism, contained within a 55mm housing, allows for easy adjustment and access without disassembling the cabinet.

It attaches directly to the cabinet side in just a few simple steps.





Exedra Gravity's innovative technology operates without the need for cables, tie rods, or springs.

Fluid and smooth motion assisted by magnetic dampers designed to control the speed.

Our online configurator allows better customisation for every version of the system.





## A simple and intuitive purchasing process

**Online configurator** supports every phase, from design to installation, with detailed instructions and video tutorials.

**Supplied in Kit form**, ready for delivery, with minimal adjustments before assembly.

**Customised supply** available for immediate and easy installation.



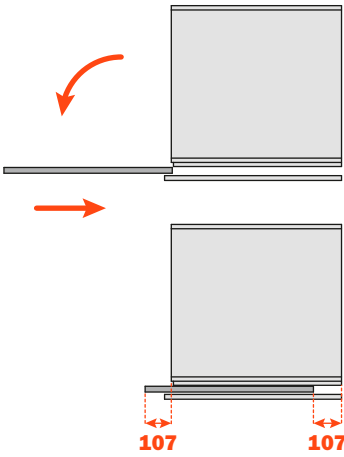
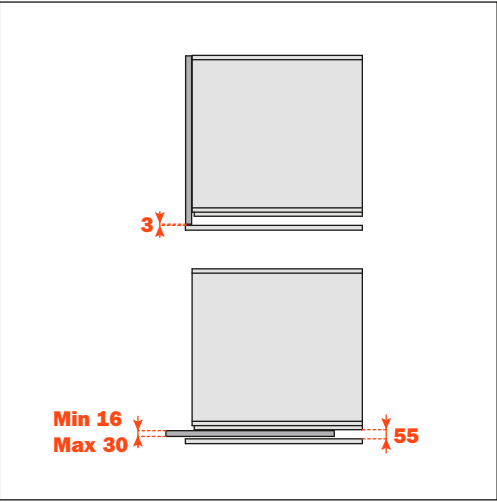
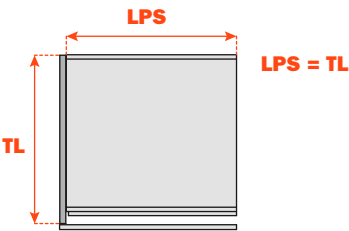
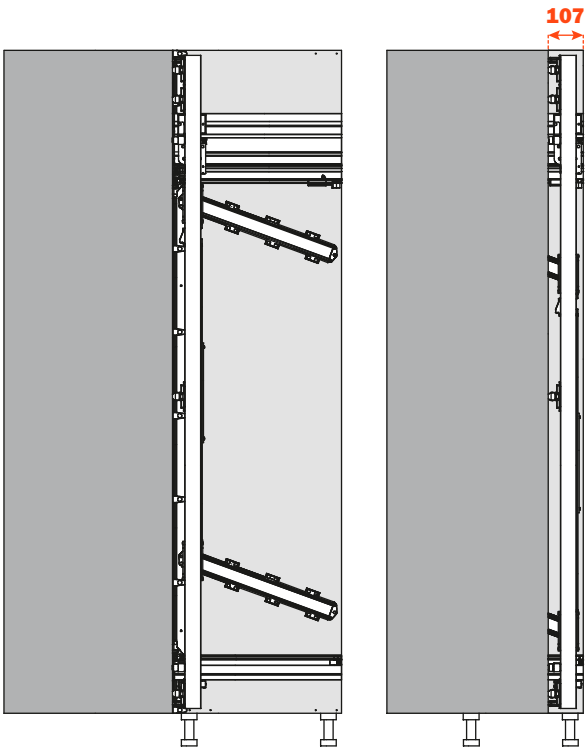


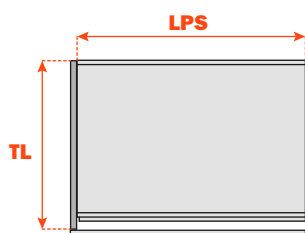
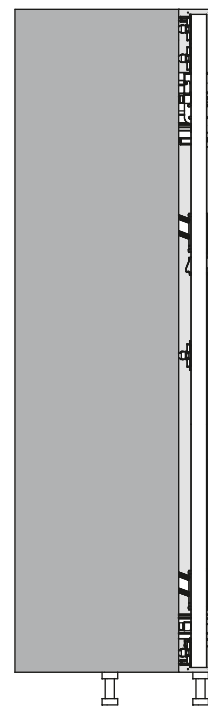
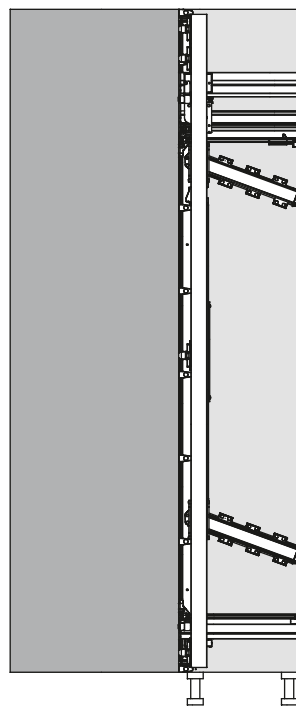
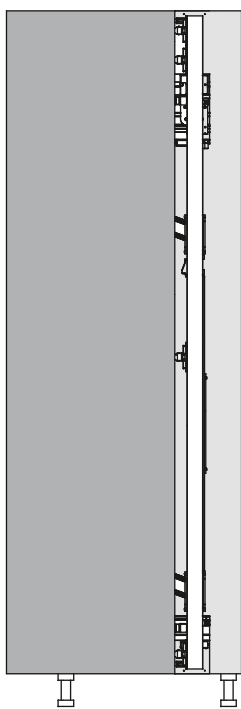
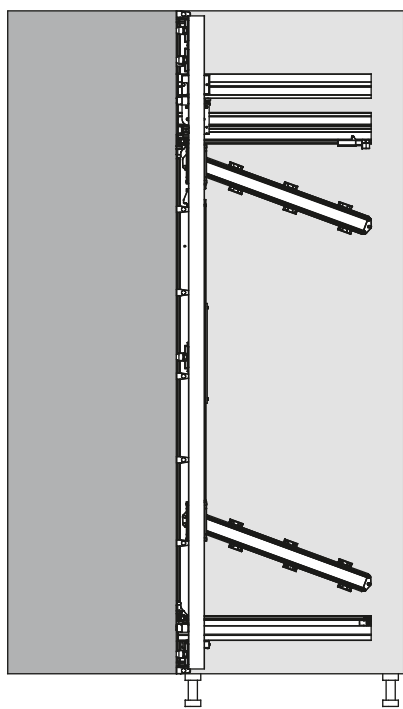
# **Exedra Gravity**

**Technical Information**

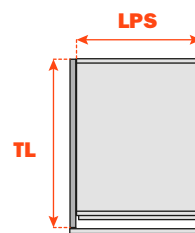
**Exedra Gravity • Formula for calculating the door projection**

- LPS** Total external depth of the cabinet
- TL** Door width





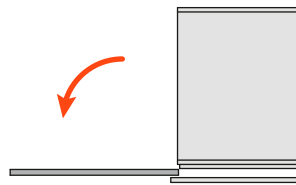
$LPS > TL$



$LPS < TL$



$107 \rightarrow 0$



$>107$

- 1 Exedra Gravity OUT:** automatic door extraction movement with counterweight.

- 1a Exedra Gravity IN:** automatic door insertion movement with counterweight.

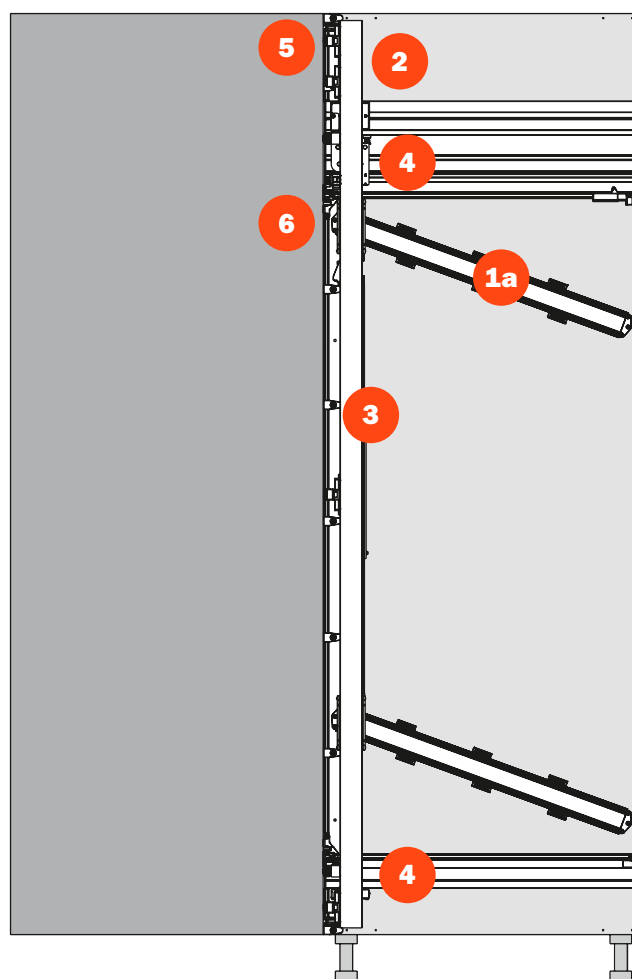
- 2 Magnetic buffer for soft insertion.

- 3** Load-bearing door profile.

- 4** Sliding carriage profiles.

- 5** Quick coupling hinges.

- 6** All door adjustments are accessible from the front of the cabinet.







## **Exedra Gravity**

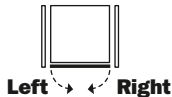
**Kit versions to be assembled**

## Exedra Gravity IN • Kit versions to be assembled

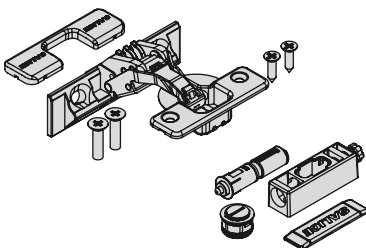
This solution offers a great deal of flexibility to the customer. The customer cuts the profile sections to their desired length and fixes together its individual components. For cutting and assembly operations, please refer to the online configurator. The locating clips and positioning stops ensure a fast and secure assembly.

Exedra Gravity can be supplied with hinges and **Smove**, for a decelerated closing, or **Push** to open hinges for handle-less doors. Both versions are available in **nickel-plated** or **titanium** finishes.

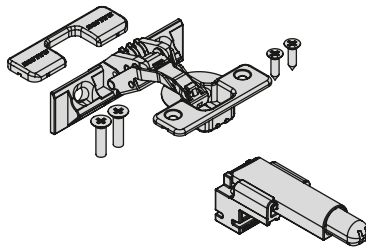
### Mechanism kit - IN - Automatic door insertion

Part number		Door height TH (mm)
<b>VE53ASAR1675NN</b>	Right	1100 - 1600
<b>VE53ASAL1675NN</b>	Left	
<b>VE53ASAR3090NN</b>	Right	1601 - 3000
<b>VE53ASAL3090NN</b>	Left	

### Push Hinge Kit

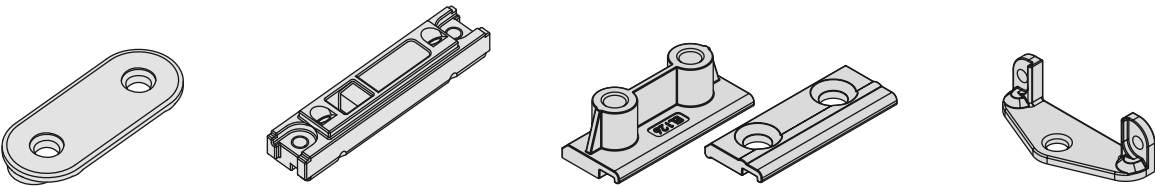
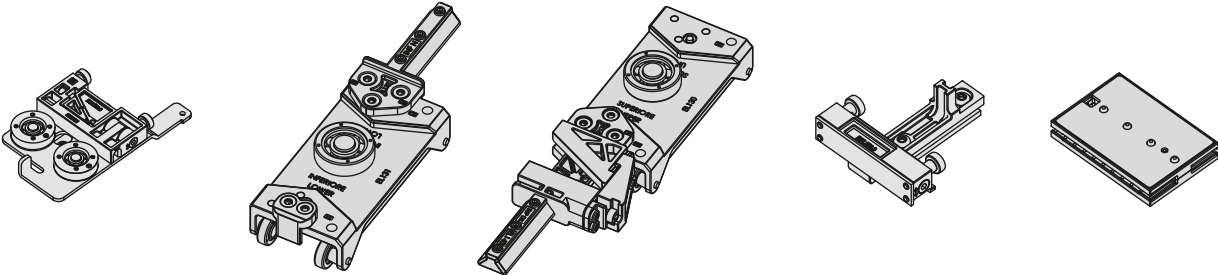
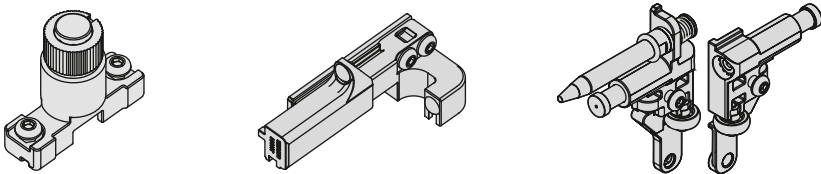
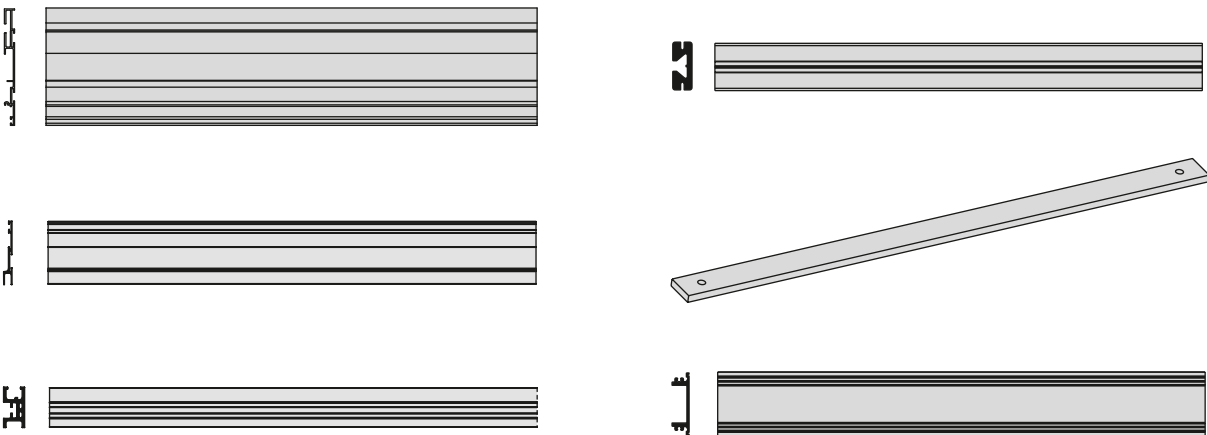
	Number of hinges per bag	Nickel-plated	Titanium	Kit composition
	2	<b>VE55KITCP040AB</b>	<b>VE55KITCP040TB</b>	1 Release device + 1 Adjustable magnetic retaining catch
	3	<b>VE55KITCP030AB</b>	<b>VE55KITCP030TB</b>	
	4	<b>VE55KITCP020AB</b>	<b>VE55KITCP020TB</b>	
	5	<b>VE55KITCP010AB</b>	<b>VE55KITCP010TB</b>	
	6	<b>VE55KITCP050AB</b>	<b>VE55KITCP050TB</b>	

### Smove Hinge Kit

	Number of hinges per bag	Nickel-plated	Titanium	Kit composition
	2	<b>VE55KITCS040AB</b>	<b>VE55KITCS040TB</b>	1 Smove
	3	<b>VE55KITCS030AB</b>	<b>VE55KITCS030TB</b>	
	4	<b>VE55KITCS020AB</b>	<b>VE55KITCS020TB</b>	
	5	<b>VE55KITCS010AB</b>	<b>VE55KITCS010TB</b>	
	6	<b>VE55KITCS050AB</b>	<b>VE55KITCS050TB</b>	

CA = sprung hinge

Package Contents

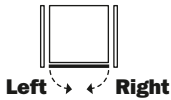
Fixing elements	
	
Sliding elements	
	
End elements	
	
Profiles and counterweights	
	

## Exedra Gravity OUT • Kit version to be assembled

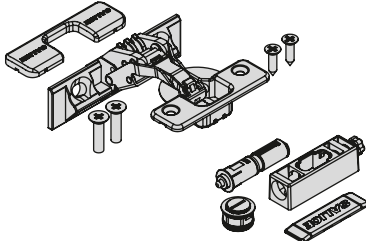
This solution offers a great deal of flexibility to the customer. The customer cuts the profile sections to their desired length and fixes together its individual components. For cutting and assembly operations, please refer to the online configurator. The locating clips and positioning stops ensure a fast and secure assembly.

Exedra Gravity can be supplied with hinges and **Smove**, for a decelerated closing, or **Push** to open hinges for handle-less doors. Both versions are available in **nickel-plated** or **titanium** finishes.

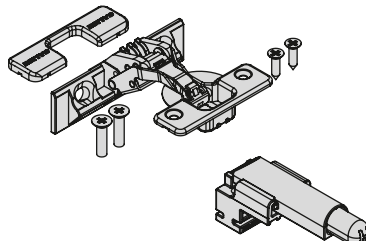
### Kit meccanismo - OUT - Automatic door extraction

Part number		Door height TH (mm)
<b>VE53ASBR1675NN</b>	Right	1100 - 1600
<b>VE53ASBL1675NN</b>	Left	
<b>VE53ASBR3090NN</b>	Right	1601 - 3000
<b>VE53ASBL3090NN</b>	Left	

### Push Hinge Kit

	Number of hinges per bag	Nickel-plated	Titanium	Kit composition
	2	<b>VE55KITCP040AB</b>	<b>VE55KITCP040TB</b>	1 Release device + 1 Adjustable magnetic retaining catch
	3	<b>VE55KITCP030AB</b>	<b>VE55KITCP030TB</b>	
	4	<b>VE55KITCP020AB</b>	<b>VE55KITCP020TB</b>	
	5	<b>VE55KITCP010AB</b>	<b>VE55KITCP010TB</b>	
	6	<b>VE55KITCP050AB</b>	<b>VE55KITCP050TB</b>	

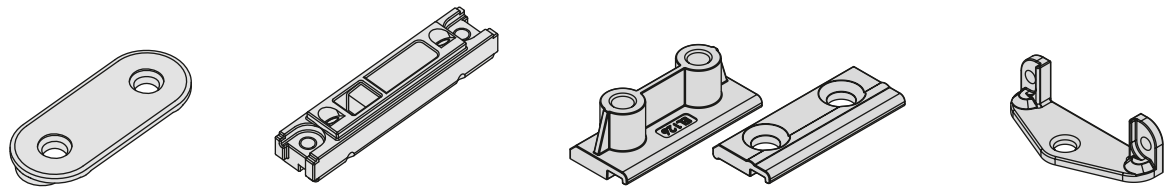
### Smove Hinge Kit

	Number of hinges per bag	Nickel-plated	Titanium	Kit composition
	2	<b>VE55KITCS040AB</b>	<b>VE55KITCS040TB</b>	1 Smove
	3	<b>VE55KITCS030AB</b>	<b>VE55KITCS030TB</b>	
	4	<b>VE55KITCS020AB</b>	<b>VE55KITCS020TB</b>	
	5	<b>VE55KITCS010AB</b>	<b>VE55KITCS010TB</b>	
	6	<b>VE55KITCS050AB</b>	<b>VE55KITCS050TB</b>	

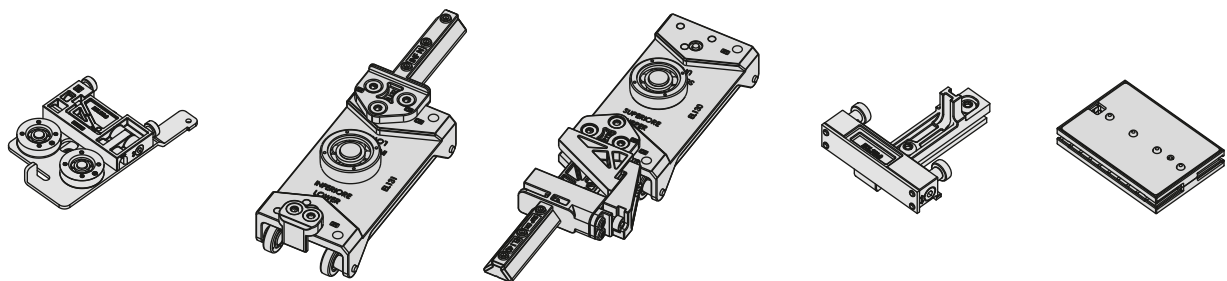
CA = sprung hinge

Package Contents

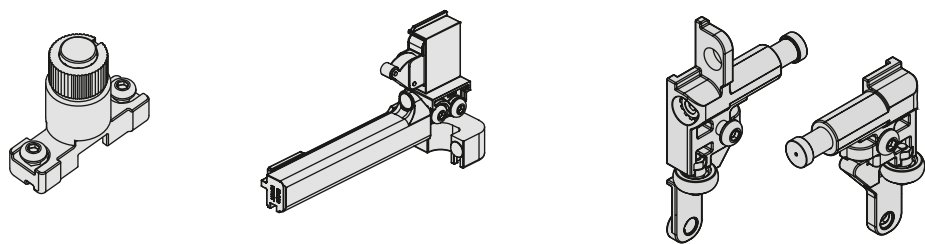
Fixing elements



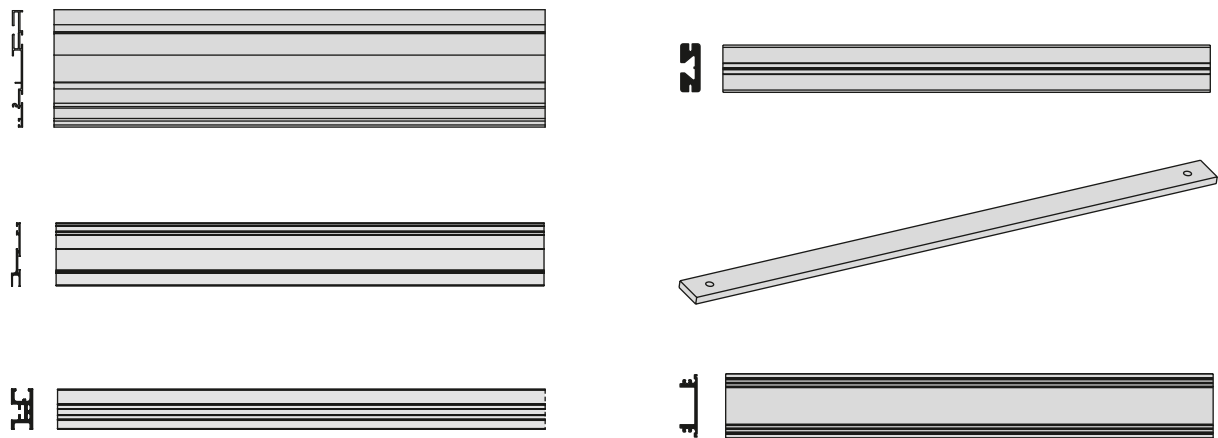
Sliding elements



End elements



Profiles and counterweights









## **Exedra Gravity**

**Customised version**



## Exedra Gravity • Customised

### Fully assembled solution according to customer requirements.

The Exedra Gravity system is produced according to the dimensional specifications provided by the customer.

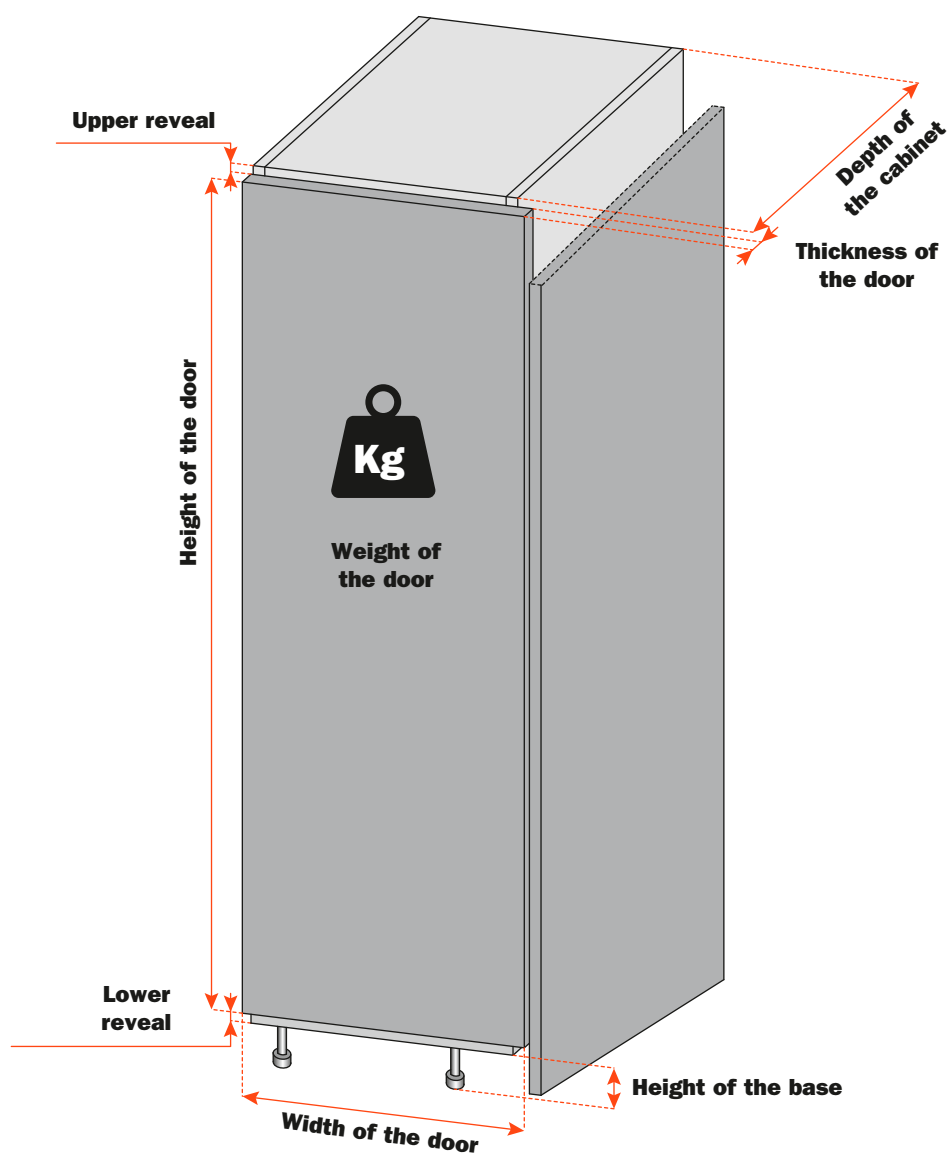
The customer only has to assemble the system on the cabinet with the provided drilling patterns.

The locating clips and positioning stops ensure a fast and secure assembly and removal from the cabinet.

### How to order a customised Exedra Gravity system

To order a customised Exedra Gravity system, go to the Salice web configurator: [www.configurator.salice.com](http://www.configurator.salice.com).

To purchase your configured system, please contact your local Salice dealer.



## Exedra Gravity IN • Customised version

### Fully assembled solution according to customer requirements.

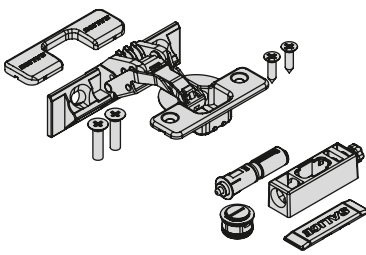
The Exedra Gravity system is produced according to the dimensional specifications provided by the customer.

The customer only has to assemble the system on the cabinet with the provided drilling patterns.

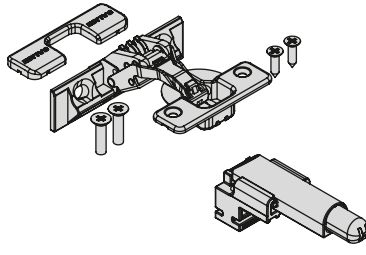
The locating clips and positioning stops ensure a fast and secure assembly and removal from the cabinet.

Exedra Gravity can be supplied with hinges and **Smove**, for a decelerated closing, or **Push** to open hinges for handle-less doors. Both versions are available in **nickel-plated** or **titanium** finishes.

### Push Hinge Kit



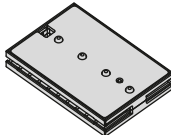
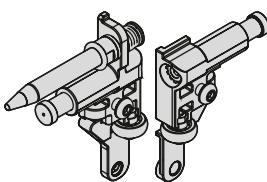
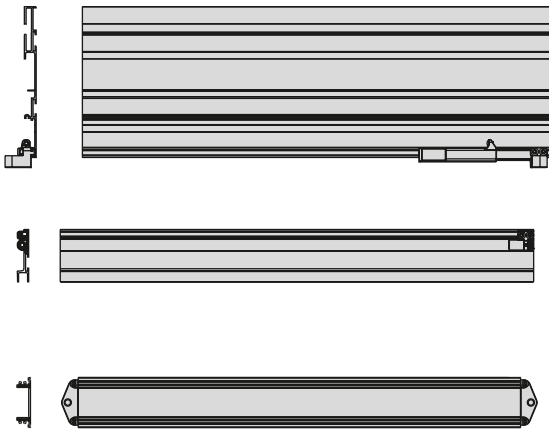
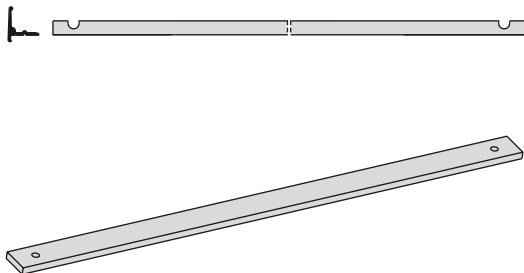
	Number of hinges per bag	Nickel-plated	Titanium	Kit composition
	2	VE55KITCP040AB	VE55KITCP040TB	1 Release device + 1 Adjustable magnetic retaining catch
	3	VE55KITCP030AB	VE55KITCP030TB	
	4	VE55KITCP020AB	VE55KITCP020TB	
	5	VE55KITCP010AB	VE55KITCP010TB	
	6	VE55KITCP050AB	VE55KITCP050TB	

### Smove Hinge Kit

	Number of hinges per bag	Nickel-plated	Titanium	Kit composition
	2	VE55KITCS040AB	VE55KITCS040TB	1 Smove
	3	VE55KITCS030AB	VE55KITCS030TB	
	4	VE55KITCS020AB	VE55KITCS020TB	
	5	VE55KITCS010AB	VE55KITCS010TB	
	6	VE55KITCS050AB	VE55KITCS050TB	

CA = sprung hinge

Package contents for the customised mechanism

Fixing elements	Pre-assembled load-bearing profile
	
Sliding elements	
	
End elements	
	
Profiles and counterweights	
	



## Exedra Gravity IN • Customised version

### Fully assembled solution according to customer requirements.

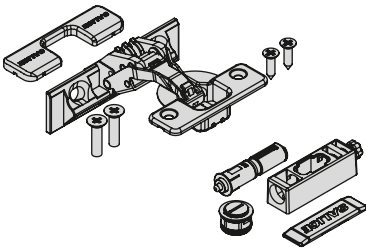
The Exedra Gravity system is produced according to the dimensional specifications provided by the customer.

The customer only has to assemble the system on the cabinet with the provided drilling patterns.

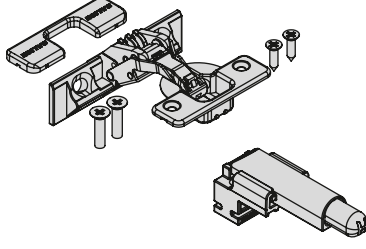
The locating clips and positioning stops ensure a fast and secure assembly and removal from the cabinet.

Exedra Gravity can be supplied with hinges and **Smove**, for a decelerated closing, or **Push** to open hinges for handle-less doors. Both versions are available in **nickel-plated** or **titanium** finishes.

### Push Hinge Kit



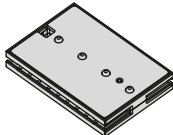
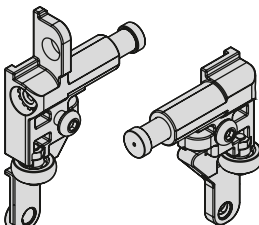
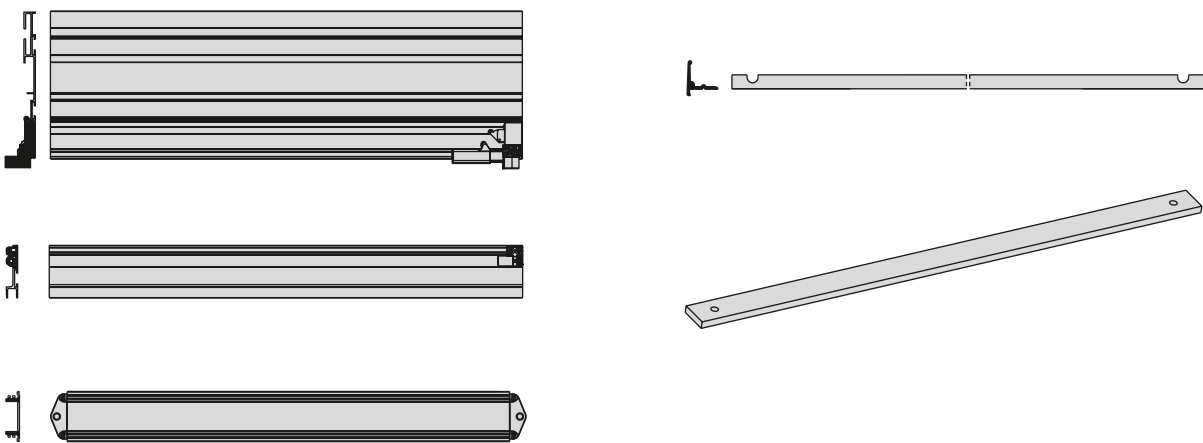
	Number of hinges per bag	Nickel-plated	Titanium	Kit composition
	2	VE55KITCP040AB	VE55KITCP040TB	1 Release device + 1 Adjustable magnetic retaining catch
	3	VE55KITCP030AB	VE55KITCP030TB	
	4	VE55KITCP020AB	VE55KITCP020TB	
	5	VE55KITCP010AB	VE55KITCP010TB	
	6	VE55KITCP050AB	VE55KITCP050TB	

### Smove Hinge Kit

	Number of hinges per bag	Nickel-plated	Titanium	Kit composition
	2	VE55KITCS040AB	VE55KITCS040TB	1 Smove
	3	VE55KITCS030AB	VE55KITCS030TB	
	4	VE55KITCS020AB	VE55KITCS020TB	
	5	VE55KITCS010AB	VE55KITCS010TB	
	6	VE55KITCS050AB	VE55KITCS050TB	

CA = sprung hinge

Package contents for the customised mechanism

Profiles and counterweights	Pre-assembled load-bearing profile
	
Sliding elements	
	
End elements	
	
Profiles and counterweights	
	

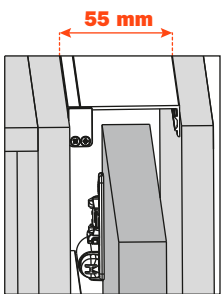
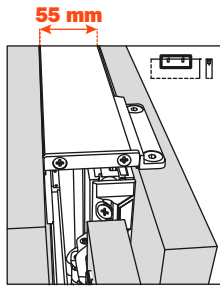




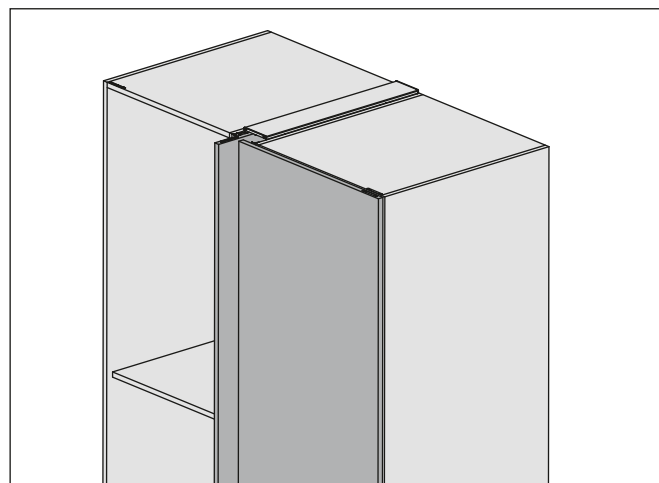
# Accessories

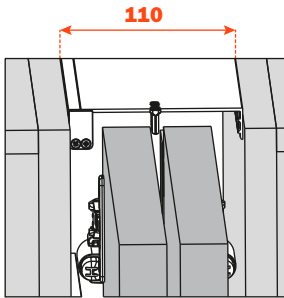
## Exedra Gravity • Accessories

### Side panel connector kits - Single door

Single door Thickness of door 12 mm - 26 mm	Part number	LPS (mm)	Single door Version to be screw-fixed Thickness of door 12 mm - 30 mm	Part number	LPS (mm)
	<b>VE53APK000137A</b>	300 - 420		<b>VE55KIT0001</b>	370 - 650
	<b>VE53APK000237A</b>	420 - 540		<b>VE55KIT0002</b>	650 - 900
	<b>VE53APK000337A</b>	540 - 660			
	<b>VE53APK000437A</b>	660 - 780			
	<b>VE53APK000537A</b>	780 - 900			

### Connector kits for double-pocket applications for 2 doors



2 doors Thickness of door 12 mm - 30 mm	Part number	LPS (mm)
	<b>VE53APM000137A</b>	300 - 420
	<b>VE53APM000237A</b>	420 - 540
	<b>VE53APM000337A</b>	540 - 660
	<b>VE53APM000437A</b>	660 - 780
	<b>VE53APM000537A</b>	780 - 900

### Spacer for Exedra Gravity hinges

Overlapping spacer to reduce the min. thickness from 14 mm to 12 mm (with one spacer) or from 14 mm to 10 mm (with two spacers).

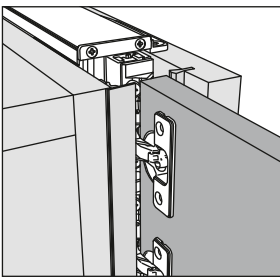



We suggest checking the tightness of the hinges fixing screws.

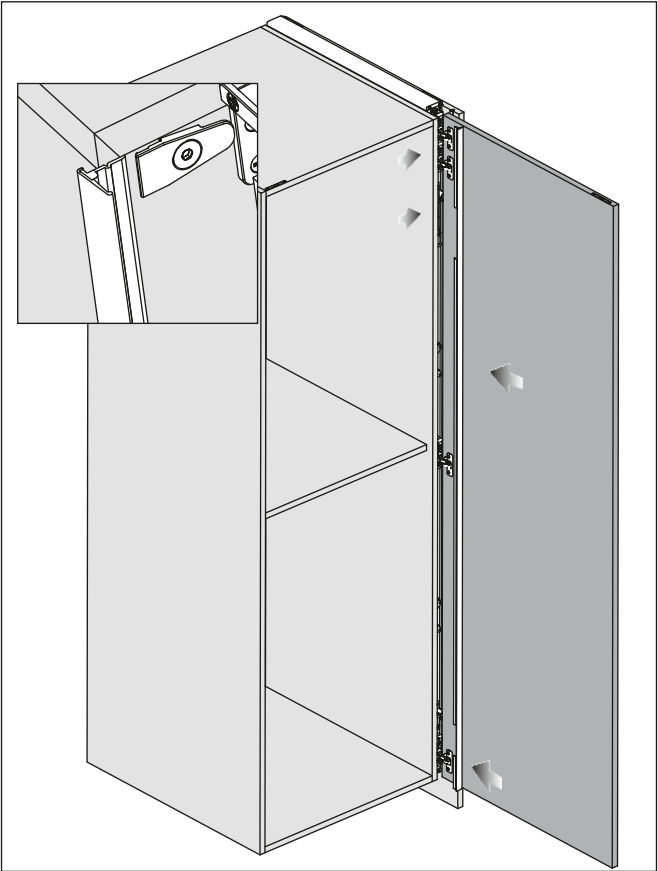
	Part number	Colours	Box
	<b>VE54KITC001AA</b>	Nichel-plated	6 pcs.
	<b>VE54KITC001BA</b>	Titanium	6 pcs.



Cover profile

Cut the aluminium cover to length and slide it onto the clips.

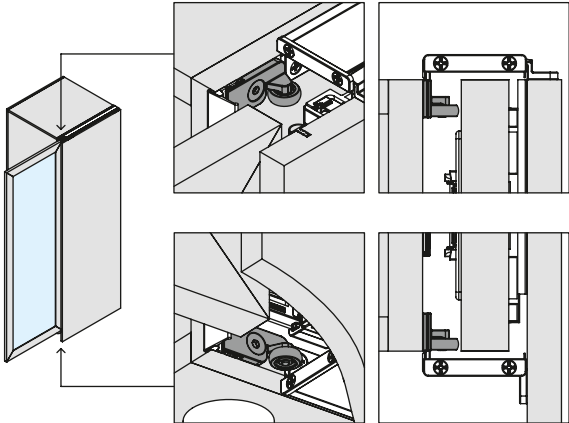
	Part number	L (m)	Colours
	VE55KIT0204	3.0	
	VE55KIT0205	3.0	
	VE55KIT0206	3.0	



Supplementary roller guide for aluminium-framed glass doors and framed wooden doors.

The fixing of this component requires additional working. Please do not hesitate to consult our technical support department for assistance.

Part number	pcs.
VE55KIT0040	1 (Box with 10 pcs.)



## HEADQUARTERS AND PRODUCTION UNITS

---

### ARTURO SALICE S.p.A.

#### HEAD OFFICE

VIA PROVINCIALE NOVEDRATESE, 10  
22060 NOVEDRATE (COMO) ITALIA  
TEL. 031 790424 - FAX 031 791508  
info.salice@salice.com  
www.salice.com

### ARTURO SALICE S.p.A.

VIA ARISTIDE MERLONI, 11  
61036 COLLI AL METAURO (PU) ITALIA  
TEL. 0721 899800  
FAX 0721 897980  
info.salice@salice.com  
www.salice.com

### BORTOLUZZI SISTEMI S.p.A.

VIA CADUTI 14 SETTEMBRE 1944, 45  
32100 BELLUNO (BL) ITALIA  
TEL. 0437 930866  
FAX 0437 931442  
info@bortoluzzi.com  
www.salice.com

### NUOVA ATIM S.r.l.

VIA IV NOVEMBRE, 52  
20019 SETTIMO MILANESE (MI) ITALIA  
TEL. 02 33503203  
FAX 02 33516514  
info@atimspa.com  
www.atimspa.com

## BRANCHES

---

### DEUTSCHE SALICE GMBH

RUDOLF DIESEL STR. 10  
74382 NECKARWESTHEIM  
TEL. 07133 9807-0  
FAX. 07133 9807-16  
info.salice@deutschesalice.de  
www.salice.com

### DEUTSCHE SALICE GMBH

VERKAUFSBÜRO NORD  
RINGSTRASSE 36/A30 CENTER  
32584 LÖHNE  
TEL. 05731 15608-0  
FAX. 05731 15608-10  
vknord@deutschesalice.de  
www.salice.com

### SALICE UK LTD.

KINGFISHER WAY  
HUNCHINGBROOKE BUSINESS PARK  
HUNTINGDON CAMBS PE 29 6FN  
TEL. 01480 413831  
FAX. 01480 451489  
info.salice@saliceuk.co.uk  
www.salice.com

### SALICE FRANCE S.A.R.L.

285 RUE DE GOA ZAC LES 3 MOULINS  
06600 ANTIBES  
TEL. 0493 330069  
FAX. 0493 330141  
info.salice@salicefrance.com  
www.salice.com

### SALICE ESPAÑA, S.L.U.

C/ AIGUAFREDA 4, P.I. AMETLLA PARK  
08480 L'AMETLLA DEL VALLÈS (BARCELONA)  
TEL. 0034 938 46 88 61  
info.salice@saliceespana.es  
www.salice.com

### SALICE PORTUGAL UNIP. LDA

**SHOWROOM:**  
TV SÁ E MELO 161 FA  
4470-116 MAIA - PORTO  
TEL: 00351 224 154 221  
Info@saliceportugal.pt  
www.salice.com  
**ARMAZÉM:**  
VIA ROTA DOS MÓVEIS I 399  
4585-325 GANDRA

### SALICE CHINA (SHANGHAI) CO. LTD.

RM 602, 6/F, TOWER 1,  
3688 YINGGANG DONG ROAD  
QINGPU DISTRICT  
201703 SHANGHAI, CHINA  
TEL. 021 3988-9880  
info.salice@salicechina.com  
www.salicechina.com

### SALICE INDIA PVT. LTD.


1001 & 1002, 10TH FLOOR,  
CENTRUM, PLOT NO. C-3,  
OPP. WAGLE PRABHAG SAMITI OFFICE,  
MIDC AREA, WAGLE INDUSTRIAL ESTATE,  
THANE - 400604, MAHARASHTRA  
TEL. 022 20812050  
info@saliceindia.com  
www.salice.com

### SALICE CANADA INC.

3500 RIDGEWAY DRIVE,  
UNIT#1  
MISSISSAUGA, ONTARIO, L5L 0B4  
TEL. 905 820 8787  
FAX. 905 820 7226  
info.salice@salicecanada.com  
www.salicecanada.com

### SALICE AMERICA INC.

2123 CROWN CENTRE DRIVE  
CHARLOTTE NC. 28227  
TEL. 704 841 7810  
FAX. 704 841 7808  
info.salice@saliceamerica.com  
www.saliceamerica.com



**HEAD OFFICE**  
VIA PROVINCIALE NOVEDRATESE, 10  
22060 NOVEDRATE (COMO) ITALIA  
TEL. 031 790424 - FAX 031 791508

info.salice@salice.com  
www.salice.com



## Digital contents



DOCASS027ENG Ed. 02 - 06/2025