



Mounting plates


SALICE

Index



Domi snap-on mounting plates

Straight mounting plates 21+32 mm	page 7
Cruciform mounting plates 37x32 mm with height and depth adjustment by cam	page 8
Cruciform mounting plates 37x32 mm with depth adjustment by cam and traditional height adjustment	page 9
Cruciform mounting plates, drilling 9.5x48 mm	page 10



Traditional mounting plates

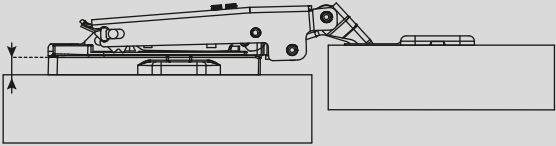
Cruciform mounting plates 28x32 mm	page 13
Cruciform mounting plates 37x32 mm with traditional height adjustment	page 14
Cruciform mounting plates 37x32 mm with height adjustment by cam	page 15
Straight mounting plates 21+32 mm with height adjustment by cam	page 15
Cruciform mounting plates for angled assembly	page 16
Cruciform mounting plates, drilling 9.5x32 mm	page 18




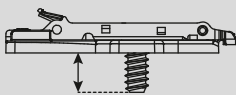
Domi snap-on mounting plates

Part number composition for Domi snap-on mounting plates

Example of the base part number	Height of the mounting plate	Finish	Length of the premounted fixing screw (if forecast)
BARGR	C	9	/20

Height of the mounting plate		H mounting plate												
BARGR C 9/20														
Part number	S	0	2	3	4	6	9	C	V	Z	J	Y	U	M
mm	-2	0	2	3	4	6	9	12	18	21	22	24	27	31

Finish														
BARGRC 9 /20														
Nickel-plated	9													
Titanium	6													

Length of the premounted fixing screw (if forecast)						Drilling Depth							
BARGRC9/ 20													
11 mm	/16												
7,5 mm	/20												
8,5 mm	/22												

Domi snap-on mounting plates

- Straight Domi snap-on mounting plates. For hinges Series 100, 200, 400, N, B, M and Silentia+.
- 21+32 mm drilling.
- Depth adjustment by cam -0.5 mm +2.8 mm.
- Height adjustment by cam ± 2 mm.

Packing Nickel-plated finish


Boxes 300 pcs. • Pallets 7.200 pcs.

Packing Titanium finish

Check with the sales office for the minimum order quantity

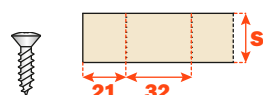
Steel mounting plates

BAP3M



Fixing: wood screw.
Screw: B 3.5 DIN 7983.

H = 0 2 3 4

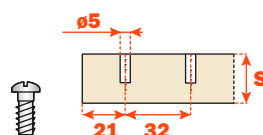


BAPGM



Fixing: Euroscrew.

H = 0 2 3 4

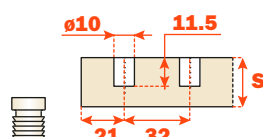


BAP7M



Fixing: knock-in dowel.
Drilling $\varnothing 10 \times 11.5$ mm.

H = 0 2 3 4



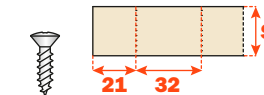
Die-cast mounting plates

BAP3R



Fixing: wood screw.
Screw: B 3.5 DIN 7983.

H = 0 2 3 4 6 9 12

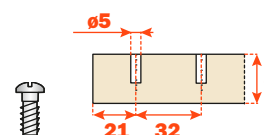


BAPGR



Fixing: Euroscrew.

H = 0 2 3 4 6 9 12

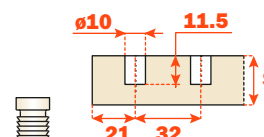


BAP7R



Fixing: knock-in dowel.
Drilling $\varnothing 10 \times 11.5$ mm.

H = 0 2 3 4 6 9 12

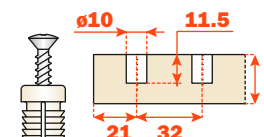


BAPMR



Fixing: expanding dowel.
Drilling $\varnothing 10 \times 11.5$ mm.

H = 0 2 3 4 6 9 12



Domi snap-on mounting plates

- Cruciform Domi snap-on mounting plates. For hinges Series 100, 200, 400, N, B, M and Silentia+.
- 37x32 mm drilling.
- Depth adjustment by cam -0.5 mm +2.8 mm.
- Height adjustment by cam ± 2 mm.

Packing Nickel-plated finish

Boxes 300 pcs. • Pallets 7.200 pcs.

Packing Titanium finish

Check with the sales office for the minimum order quantity

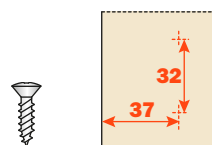
Steel mounting plates

BAR3L __ F




Fixing: wood screw.
Screw: B 3.5 DIN 7983.

H = 0 2 3 4 6




BARGL __ F




Fixing: Euroscrew.

H = 0 2 3 4 6

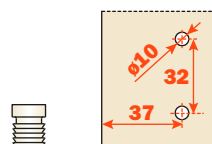


BAR7L __ F



Fixing: knock-in dowel.
Drilling $\varnothing 10 \times 11.5$ mm.

H = 0 2 3 4 6



Die-cast mounting plates

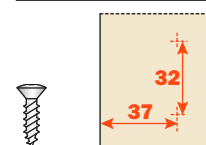
BAR3R



Fixing: wood screw.
Screw: B 3.5 DIN 7983.

H = 0 2 3 4 6 9 12

H = 18 21 22 24 27 31



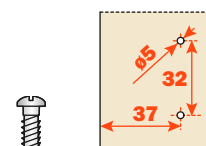
BARGR



Fixing: Euroscrew.

H = 0 2 3 4 6 9 12

H = 18 21 22 24 27 31

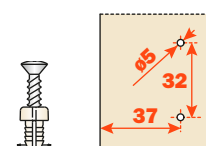


BAR4R




Fixing: expanding dowel.

H = 0 2 3 4 6 9 12

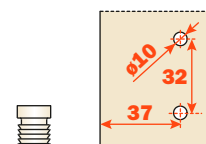


BAR7R



Fixing: knock-in dowel.
Drilling $\varnothing 10 \times 11.5$ mm.

H = 0 2 3 4 6 9 12

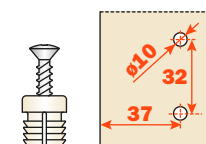


BARMR



Fixing: expanding dowel.
Drilling $\varnothing 10 \times 11.5$ mm.

H = 0 2 3 4 6 9 12



- Cruciform Domi snap-on mounting plates. For hinges Series 100, 200, 400, N, B, M and Silentia+.
- 37x32 mm drilling.
- Depth adjustment by cam -0.5 mm +2.8 mm.
- Height adjustment ± 2 mm.

Packing Nickel-plated finish

Boxes 300 pcs. • Pallets 7.200 pcs.

Packing Titanium finish

Check with the sales office for the minimum order quantity

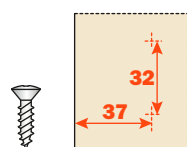
Steel mounting plates

BAV3M _ _ F



Fixing: wood screw.
Screw: B 3.5 DIN 7983.

H = 0 2 3 4 6

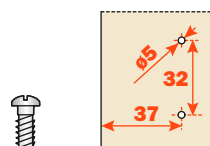


BAVGM _ _ F



Fixing: Euroscrew.

H = 0 2 3 4 6

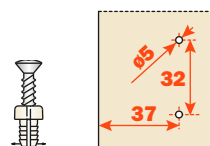


BAV4M _ _ F



Fixing: expanding dowel.

H = 0 2 3 4 6

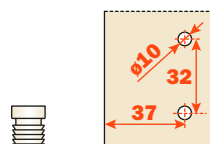


BAV7M _ _ F



Fixing: knock-in dowel.
Drilling $\varnothing 10 \times 10$ mm.

H = 0 2 3 4 6



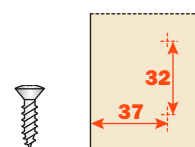
Die-cast mounting plates

BAV3E _ _ F




Fixing: wood screw.
Screw: B 3.5 DIN 7983.

H = 9 12 18

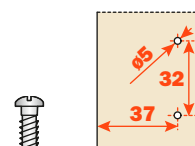


BAVGE _ _ F




Fixing: Euroscrew.

H = 9 12 18

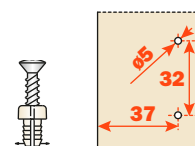


BAV4E _ _ F



Fixing: expanding dowel.

H = 9 12 18

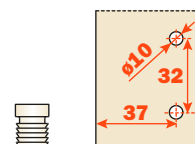


BAV7E _ _ F



Fixing: knock-in dowel.
Drilling $\varnothing 10 \times 10$ mm.

H = 9 12 18



Domi snap-on mounting plates

- Cruciform Domi snap-on mounting plates. For hinges Series 100, 200, 400, N, B, M and Silentia+.
- 9.5x48 mm drilling.
- Depth adjustment by cam -0.5 mm +2.8 mm.
- Height adjustment ± 2 mm.

Packing Nickel-plated finish

Boxes 300 pcs. • Pallets 7.200 pcs.

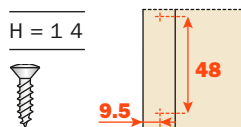
Packing Titanium finish

Check with the sales office for the minimum order quantity

Steel mounting plates

BAU3L

Fixing: wood screw.
Screw: B 3.5 DIN 7983.



- Cruciform Domi snap-on mounting plates with two adjustments. For hinges Series 100, 200, 400, N, B, M and Silentia+.
- 9.5x48 mm drilling.
- Depth adjustment by cam -0.5 mm +2.8 mm.
- Height adjustment by cam ± 2 mm.

Packing Nickel-plated finish

Boxes 300 pcs. • Pallets 7.200 pcs.

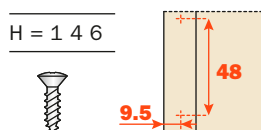
Packing Titanium finish

Check with the sales office for the minimum order quantity

Die-cast mounting plates

BAU3R

Fixing: wood screw.
Screw: B 3.5 DIN 7983.

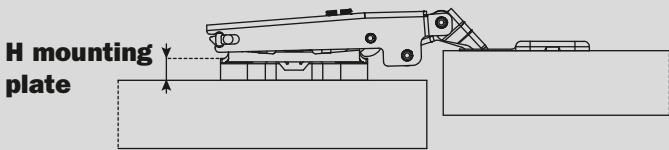






Traditional mounting plates

Part number composition for Series 200 mounting plates with traditional assembly

Example of the base part number	Height of the mounting plate	Finish	Length of the premounted fixing screw (if forecast)
B2VGB	C	9	/18

Height of the mounting plate															
B2VGB C 9/18															
Part number	S	0	2	3	4	6	9	C	V	Z	J	Y	U	M	
mm	-2	0	2	3	4	6	9	12	18	21	22	24	27	31	

Finish															
B2VGB C 9/18															
Nickel-plated	9														
Titanium	6														

Length of the premounted fixing screw (if forecast)			Drilling Depth 
B2VGBC9/ 18			
--	/15	Supplied with only the central screw to fix the hinge	

11 mm	/17	Supplied with the central screw to fix the hinge and the fixing screws to the side of the cabinet
7,5 mm	/18	
8,5 mm	/19	

Series 200 mounting plates with traditional assembly

- Cruciform mounting plates. For hinges Series 100, 200, 400, 600, 800, 900, N, B, M and Silentia+.
- 37x32 mm drilling.
- Height adjustment by cam ± 2 mm.

Packing Nickel-plated finish

Boxes 600 pcs. • Pallets 14.400 pcs.

Packing Titanium finish

Check with the sales office for the minimum order quantity

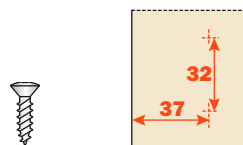
Steel mounting plates

B2V3V



Fixing: wood screw.
Screw: B 3.5 DIN 7983.

H = 0 2 3 4 6

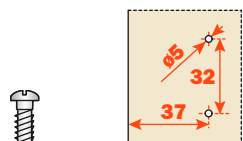


B2VGV



Fixing: Euroscrew.

H = 0 2 3 4 6

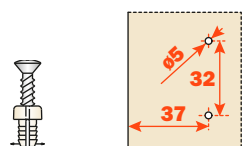


B2V4V



Fixing: expanding dowel.

H = 0 2 3 4 6

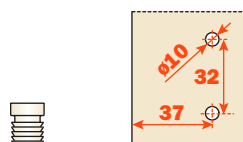


B2V7V



Fixing: knock-in dowel.
Drilling $\varnothing 10 \times 10$ mm.

H = 0 2 3 4 6



Series 200 mounting plates with traditional assembly

- Asymmetrical cruciform mounting plates. For hinges Series 100, 200, 400, 600, 900, N, B, M and Silentia+.

- **For hinges Series 800 use steel mounting plates only.**

- 28x32 mm drilling.

- Height adjustment ± 2 mm.

Packing Nickel-plated finish

Boxes 600 pcs. • Pallets 14.400 pcs.

Packing Titanium finish

Check with the sales office for the minimum order quantity

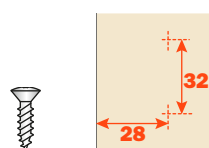
Steel mounting plates

B2S3H




Fixing: wood screw.
Screw: B 3.5 DIN 7983.

H = 0 2 3

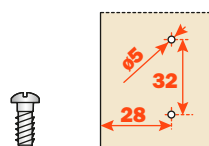


B2SGH



Fixing: Euroscrew.

H = 0 2 3

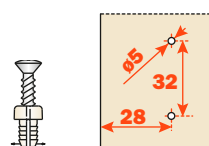


B2S4H



Fixing: expanding dowel.

H = 0 2 3

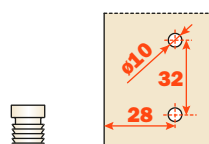


B2S7H



Fixing: knock-in dowel.
Drilling $\varnothing 10 \times 10$ mm.

H = 0 2 3



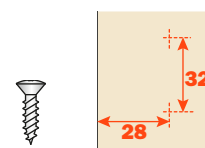
Die-cast mounting plates

B2S3B



Fixing: wood screw.
Screw: B 3.5 DIN 7983.

H = 6 9 12

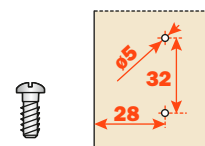


B2SGB



Fixing: Euroscrew.

H = 6 9 12



- Symmetrical cruciform mounting plates. For hinges Series 100, 200, 400, 600, 800, 900, N, B, M and Silentia+.

- **For hinges Series 800 use steel mounting plates only.**

- 37x32 mm drilling.

- Height adjustment ± 2 mm.

ATTENTION! Mounting plates with negative value cannot be used on straight arm hinges.

Packing Nickel-plated finish

Boxes 600 pcs. • Pallets 14.400 pcs.

Packing Titanium finish

Check with the sales office for the minimum order quantity

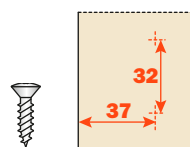
Steel mounting plates

B2V3H



Fixing: wood screw.
Screw: B 3.5 DIN 7983.

H = -2 0 2 3 4 6 9

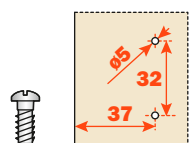


B2VGH



Fixing: Euroscrew.

H = -2 0 2 3 4 6 9

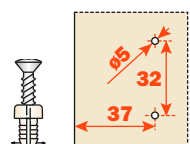


B2V4H



Fixing: expanding dowel.

H = 0 2 3 4 6 9

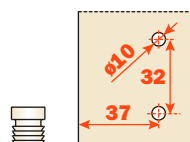


B2V7H



Fixing: knock-in dowel.
Drilling $\varnothing 10 \times 10$ mm.

H = 0 2 3 4 6 9



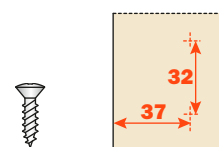
Die-cast mounting plates

B2V3B



Fixing: wood screw.
Screw: B 3.5 DIN 7983.

H = 12 18 21 31

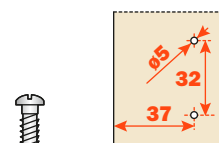


B2VGB



Fixing: Euroscrew.

H = 12 18 21 31

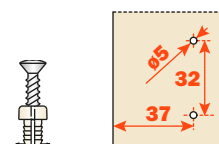


B2V4B



Fixing: expanding dowel.

H = 12 18

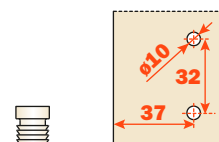


B2V7B



Fixing: knock-in dowel.
Drilling $\varnothing 10 \times 10$ mm.

H = 12 18



Series 200 mounting plates with traditional assembly

- Cruciform and straight mounting plates. For hinges Series 100, 200, 400, 600, 900, N, B, M and Silentia+.
- 37x32 mm drilling, cruciform mounting plates.
- 21x32 mm drilling, straight mounting plate.
- Height adjustment by cam ± 2 mm.

Packing Nickel-plated finish: heights 0, 2, 3 and 4

Boxes 600 pcs. • Pallets 14.400 pcs.

Packing Nickel-plated finish: heights 6 and 9

Boxes 300 pcs. • Pallets 7.200 pcs.

Packing Titanium finish

Check with the sales office for the minimum order quantity

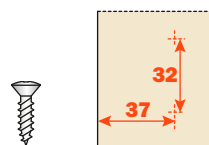
Die-cast mounting plates

B2R3E



Fixing: wood screw.
Screw: B 3.5 DIN 7983.

H = 0 2 3 4 6 9

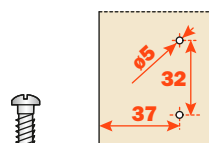


B2RGE



Fixing: Euroscrew.

H = 0 2 3 4 6 9

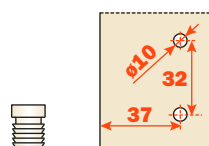


B2R7E



Fixing: knock-in dowel.
Drilling $\varnothing 10 \times 11.5$ mm.

H = 0 2 3 4 6 9

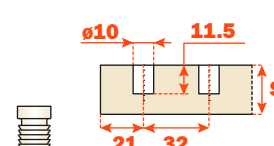


B2P7E



Fixing: knock-in dowel.
Drilling $\varnothing 10 \times 11.5$.

H = 0 2 3



- Variable die-cast cruciform mounting plates for angled assembly from -7.5° to $+7.5^{\circ}$ and intermediate degrees, for special assemblies.
- For hinges Series 100, 200, 400, 600, 900, N, B and Silentia+.
- An almost infinite variety of angle door applications is possible using variable-angle mounting plates in conjunction with one of Salice's range of angled-arm hinges.
- Height adjustment ± 2 mm.

Packing Nickel-plated finish

Boxes 600 pcs. • Pallets 14.400 pcs.

Packing Titanium finish

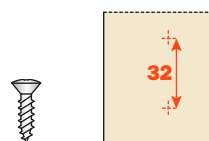
Check with the sales office for the minimum order quantity

Die-cast mounting plates

B2V3BW _ R



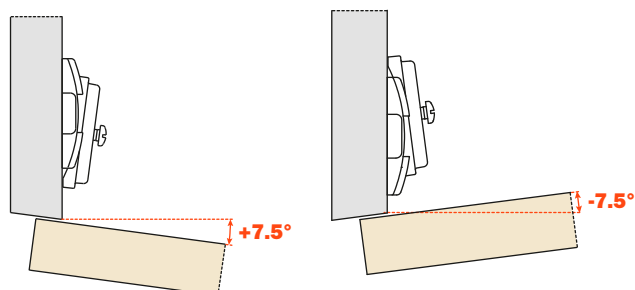
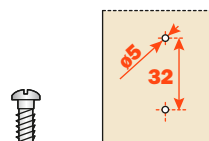
Fixing: wood screw.
Screw: B 3.5 DIN 7983.



B2VGBW _ R



Fixing: Euroscrew.



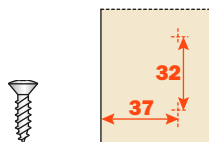
Variable-angle adapters

Die-cast adapters for mounting plates BAR3 e B2R3.

SAV354X _ R



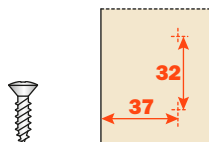
Die-cast adapter $+5^{\circ}$.
Fixing: wood screw.
B 3.5 DIN 7983.



SAV354X _ S



Die-cast adapter $+10^{\circ}$.
Fixing: wood screw.
B 3.5 DIN 7983.



Series 200 mounting plates with traditional assembly

- Variable die-cast cruciform mounting plates for angled assembly from $+10^\circ$ to $+30^\circ$ and intermediate degrees, for special assemblies.
- For hinges Series 100, 200, 400, 600, 900, N, B and Silentia+.
- An almost infinite variety of angle door applications is possible using variable-angle mounting plates in conjunction with one of Salice's range of angled-arm hinges.
- Height adjustment ± 2 mm.

Packing Nickel-plated finish

Boxes 300 pcs. • Pallets 7.200 pcs.

Packing Titanium finish

Check with the sales office for the minimum order quantity

Die-cast mounting plates

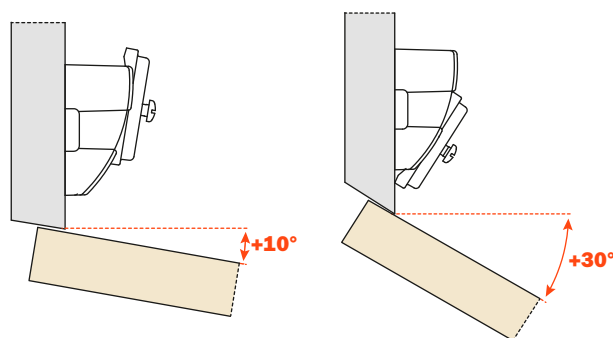
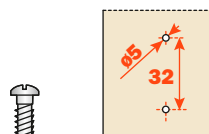
B2V3BW _ S

Fixing: wood screw.
Screw: B 3.5 DIN 7983.



B2VGBW _ S

Fixing: Euroscrew.



- Die-cast angled cruciform mounting plates for assembly at 15° . For hinges Series 100, 200, 400, 600, 900, N, B and Silentia+.
- Height adjustment ± 2 mm.

Packing Nickel-plated finish

Boxes 600 pcs. • Pallets 14.400 pcs.

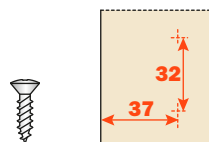
Packing Titanium finish

Check with the sales office for the minimum order quantity

Die-cast mounting plates

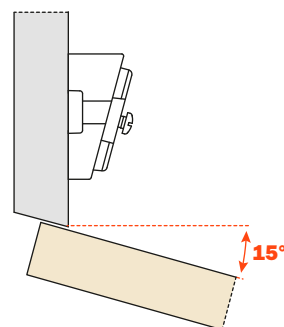
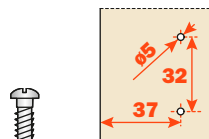
B2V3BW

Fixing: wood screw.
Screw: B 3.5 DIN 7983.



B2VGBW

Fixing: Euroscrew.



- Asymmetrical cruciform mounting plates. For hinges Series 800.
- 9.5x32 mm drilling.
- Height adjustment ± 2 mm.

Packing Nickel-plated finish

Boxes 300 pcs. • Pallets 7.200 pcs.

Packing Titanium finish

Check with the sales office for the minimum order quantity

Steel mounting plates

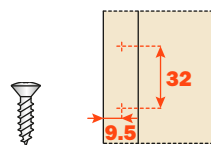
B2L3H



Fixing: wood screw.

Screw: B 3.5 DIN 7983.

H = 1 4 6



ARTURO SALICE S.p.A.

VIA PROVINCIALE NOVEDRATESE, 10
22060 NOVEDRATE (COMO) ITALIA
TEL. 031 790424 - FAX 031 791508
info.salice@salice.com - www.salice.com

DEUTSCHE SALICE GMBH

RUDOLF DIESEL STR. 10
74382 NECKARWESTHEIM
TEL. 07133 9807-0
FAX. 07133 9807-16
info.salice@deutschesalice.de
www.salice.com

DEUTSCHE SALICE GMBH

VERKAUFSBÜRO NORD
RINGSTRASSE 36/A30 CENTER
32584 LÖHNE
TEL. 05731 15608-0
FAX. 05731 15608-10
vknord@deutschesalice.de
www.salice.com

SALICE UK LTD.

KINGFISHER WAY
HINCHINGBROOKE BUSINESS PARK
HUNTINGDON CAMBS PE 29 6FN
TEL. 01480 413831
FAX. 01480 451489
info.salice@saliceuk.co.uk
www.salice.com

SALICE FRANCE S.A.R.L.

285 RUE DE GOA ZAC LES 3 MOULINS
06600 ANTIBES
TEL. 0493 330069
FAX. 0493 330141
info.salice@salicefrance.com
www.salice.com

SALICE ESPAÑA, S.L.U.

C/ AIGUAFREDA 4, P.I. AMETLLA PARK
08480 L'AMETLLA DEL VALLÈS (BARCELONA)
TEL. 00351 224 154 88 61
info.salice@saliceespana.es
www.salice.com

SALICE PORTUGAL UNIP. LDA

SHOWROOM:

TV SÁ E MELO 161 FA
4470-116 MAIA - PORTO
TEL: 00351 224 154 221
Info@saliceportugal.pt
www.salice.com

ARMAZÉM:

VIA ROTA DOS MÓVEIS I 399
4585-325 GANDRA

SALICE CHINA (SHANGHAI) CO. LTD.

RM 602, 6/F, TOWER 1,
3688 YINGGANG DONG ROAD
QINGPU DISTRICT
201703 SHANGHAI, CHINA
TEL. 021 3988-9880
info.salice@salicechina.com
www.salicechina.com

SALICE INDIA PVT. LTD.

1001 & 1002, 10TH FLOOR,
CENTRUM, PLOT NO. C-3,
OPP. WAGLE PRABHAG SAMITI OFFICE,
MIDC AREA, WAGLE INDUSTRIAL ESTATE,
THANE - 400604, MAHARASHTRA
TEL. 022 20812050
info@saliceindia.com
www.salice.com

SALICE CANADA INC.

3500 RIDGEWAY DRIVE,
UNIT#1
MISSISSAUGA, ONTARIO, L5L 0B4
TEL. 905 820 8787
FAX. 905 820 7226
info.salice@salicecanada.com
www.salicecanada.com

SALICE AMERICA INC.

2123 CROWN CENTRE DRIVE
CHARLOTTE NC. 28227
TEL. 704 841 7810
FAX. 704 841 7808
info.salice@saliceamerica.com
www.saliceamerica.com



Digital contents