



SALICE

Luxer

modular system

ENG



Essential design.

Details that make the difference.

- Brackets with no visible fastenings: clean aesthetics, ideal for high-end projects.
- Perfect shelf alignment thanks to centrally connected supports.
- Electrical contacts for shelves with integrated, invisible LED lighting.

Advanced functionality.

Guaranteed performance.

- Concealed shelf supports with anti-release system: safety without compromising on aesthetics.
- Load capacity up to 40 kg for shelves and up to 50 kg for drawer units.
- Reliability and durability: designed for daily use, built to last.

Design flexibility for every need.

- Full range for horizontal, inclined, and adjustable shoe shelves without tools.
- Full integration with the Accessories program: maximum compositional freedom.

Quick installation, flawless results.

- Power supply on a single upright: only one side to wire, reduced installation time and costs.
- Room panels with self-centering clips: simplified installation, guaranteed precision.

Maximum design autonomy.

- Online configurator: create, customize, and present the solution to the customer in just a few clicks.



Luxer

Luxer is an innovative frameless wardrobe system, offering versatile and contemporary storage solutions.

Its modular design, featuring shelves, drawers, and various accessories allows for the walls to be cladded for elegant space optimisation meeting any design requirement.

Element configurations can be changed at any time, making the environment dynamic and always fully functional.



Luxer Room

Luxer Room conceals the structure with elegant cladding panels, turning walls into seamless, refined surfaces.

CONFIGURATOR

Create your composition with our online configurator!

Simple and intuitive, it allows you to customize the system in every detail.





Luxer Wall

The system's supporting structure is intentionally exposed, becoming a key element of the design. Luxer Wall offers a practical, minimalist, and contemporary aesthetic.


CONFIGURATOR

Create your composition with our online configurator!
Simple and intuitive, it allows you to customize the system in every detail.









Versatile

Luxer suits various environments. The system incorporates innovative lighting, capable of enhancing spaces and displayed objects, creating welcoming and luminous atmospheres.

With Luxer, you can create tailor made solutions for dressing rooms with high aesthetic and functional impact. It adapts perfectly to living areas, offering functional compositions with refined design.

The system enables the creation of modular bookcases, customizable by style and space needs. Thanks to a wide range of brackets, shelves, and drawers, Luxer is also suited to high end commercial spaces like wine bars, design bars, and shops.

It allows for elegant and organized display showcases without sacrificing aesthetic sophistication. With Luxer Wall, even the home entrance becomes welcoming and tidy.

The system lets you organize personal items in style, thanks to modularity that guarantees custom solutions for every need. Functionality and design merge to offer an elegant welcome at first sight.







Compatible with Excessories

The system is completed by the Excessories collection, a range of refined furniture accessories that bring exclusive wardrobes, designer bookcases, and many other personalized furnishings to life.

Aluminium shelves are available, pre wired for lighting and equipped with hanging rail tubes, along with a wide range of drawers in different heights, with fronts in wood, glass, or four sided aluminium.

The setup is completed with inclined shoe shelves, hooks, trays, containers, and other coordinated accessories. Each element is designed for maximum flexibility and allows a layout always consistent with the style and needs of the environment.

TECHNICAL AND FUNCTIONAL FEATURES

COMPONENTS

Luxer has been developed to satisfy all the needs that a modular system can offer and more. On a structural level, the upright profiles and the brackets are its main components. The aluminum upright profiles, fixed to the wall, are characterised by depth, sideways and height adjustment for perfect alignment of all the elements of the composition.

In **Luxer Room** the upright profile and the rear wall are not visible as they are hidden by cover panels housed in the profile. The panels can be made of wood or covered in leather, ceramic, fabric and any other material to offer unique results. The panels are then fixed to the upright profiles by a special spindle clip which makes the procedure very easy and forgiving of any cutting or drilling mistakes.

Furthermore, in **Luxer Room** there is a solution that enables the modular system to be used in angular spaces, for greater versatility of application.

To enhance the elegance of the **Luxer Room** system, an additional accessory is available, a brush that masks the gap between the panels.

In **Luxer Wall**, instead, the upright profiles of the system are visible, as are the walls of the room, giving the space a modern look.

The range of brackets is extensive, in order to accommodate different types and combinations of shelves and drawers in both wood and aluminum. The brackets are well-finished and refined. Furthermore, in the brackets the fixing holes of the elements are made through the hole-drilling method and therefore invisible from the outside, a feature that gives the product an extremely linear and refined aesthetic.

There are different kind of brackets:


- the bracket for shelves which can be made of aluminum or wood, both with or without lighting;
- the bracket that combines shelves and a wide choice of drawers, available in three different heights with wooden or glass frontal or 4-sided aluminium;
- the inclined bracket for shelves and shoe racks. In combination there is the horizontal heel support, which can be positioned wherever you prefer and moved according to need.

The fixing and the location of the wooden or alu-framed shelves are ensured by the **Salfix** shelf support system, patented by Salice, which allows an accurate fixing of the shelves to the brackets and a highly-effective horizontal alignment of the panels.

FUNCTIONALITY

Luxer combines functionality and design, and offers an avantgarde lighting solution for the shelves. The electrical contact strip integrated into the upright profiles of the **Luxer Room** and **Luxer Wall** system together with the connectors inserted in the brackets of the shelves allow you to create customised lighting.

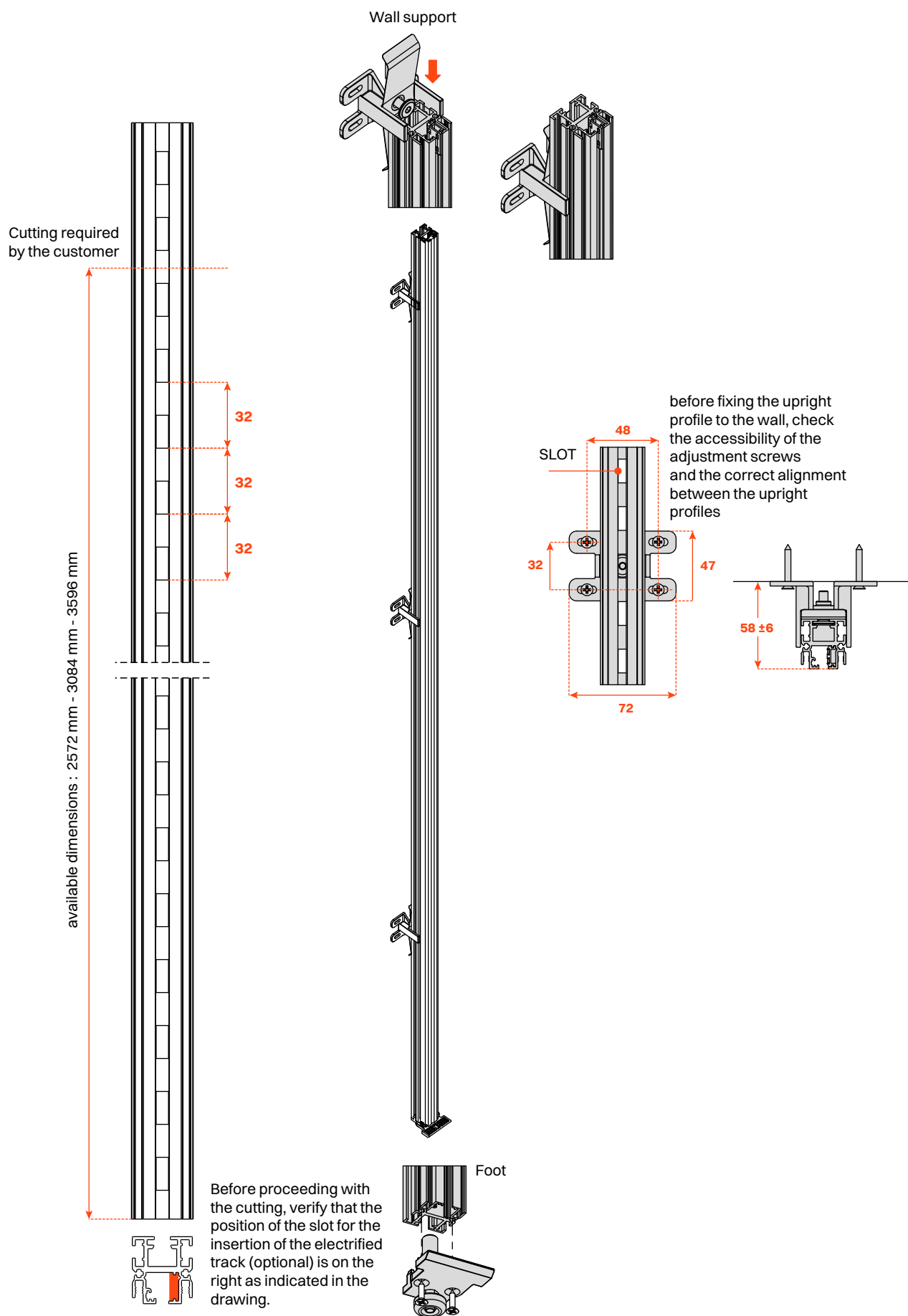
This sophisticated electrical supply system allows you to freely move the shelves according to your needs and preferences. The light is powered autonomously when the shelf comes into contact with the upright profile of the **Luxer** system, ensuring maximum ease of use and eliminating the need for electric cables.



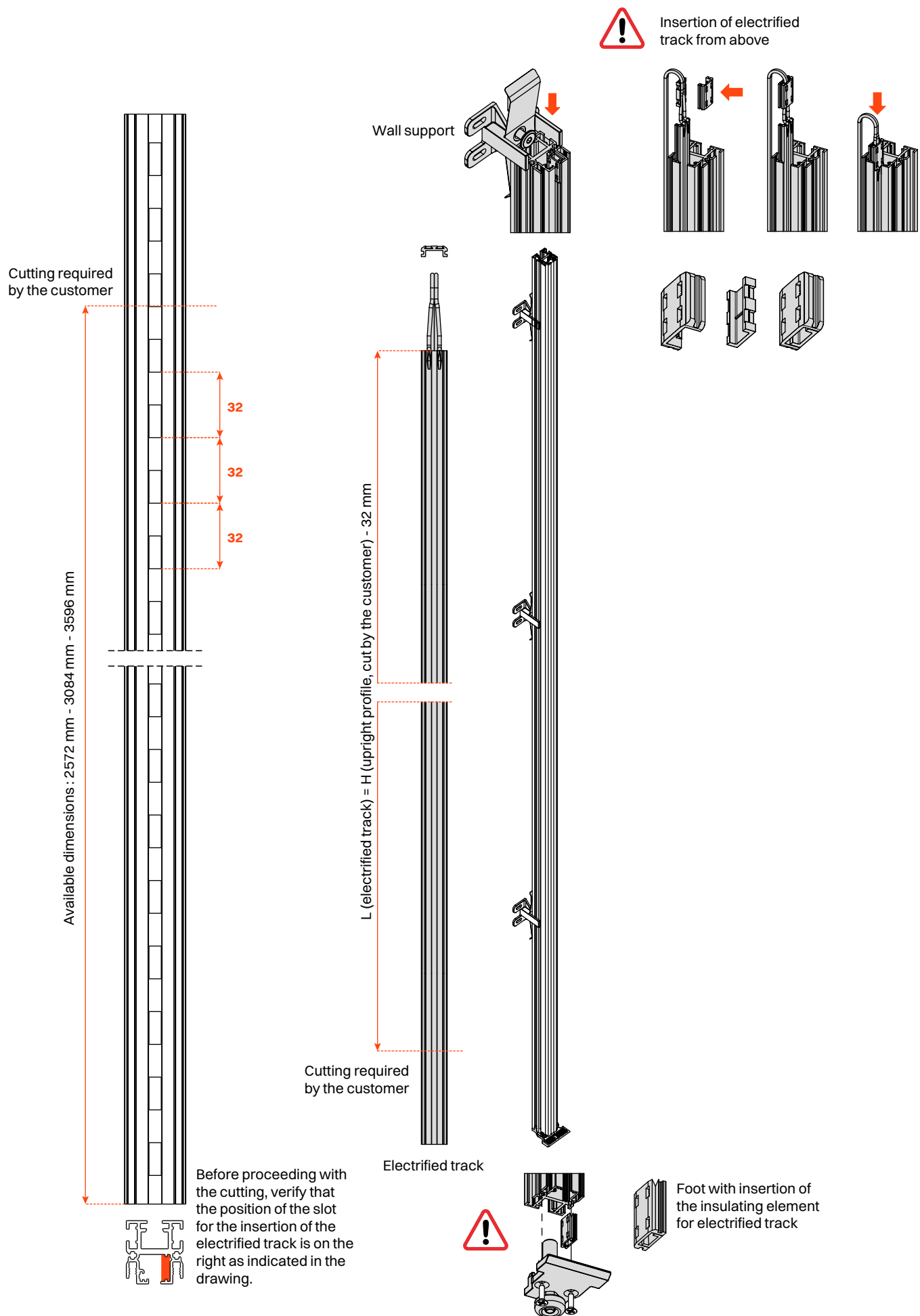
Luxer Room
technical information

Luxer Room

Standard track



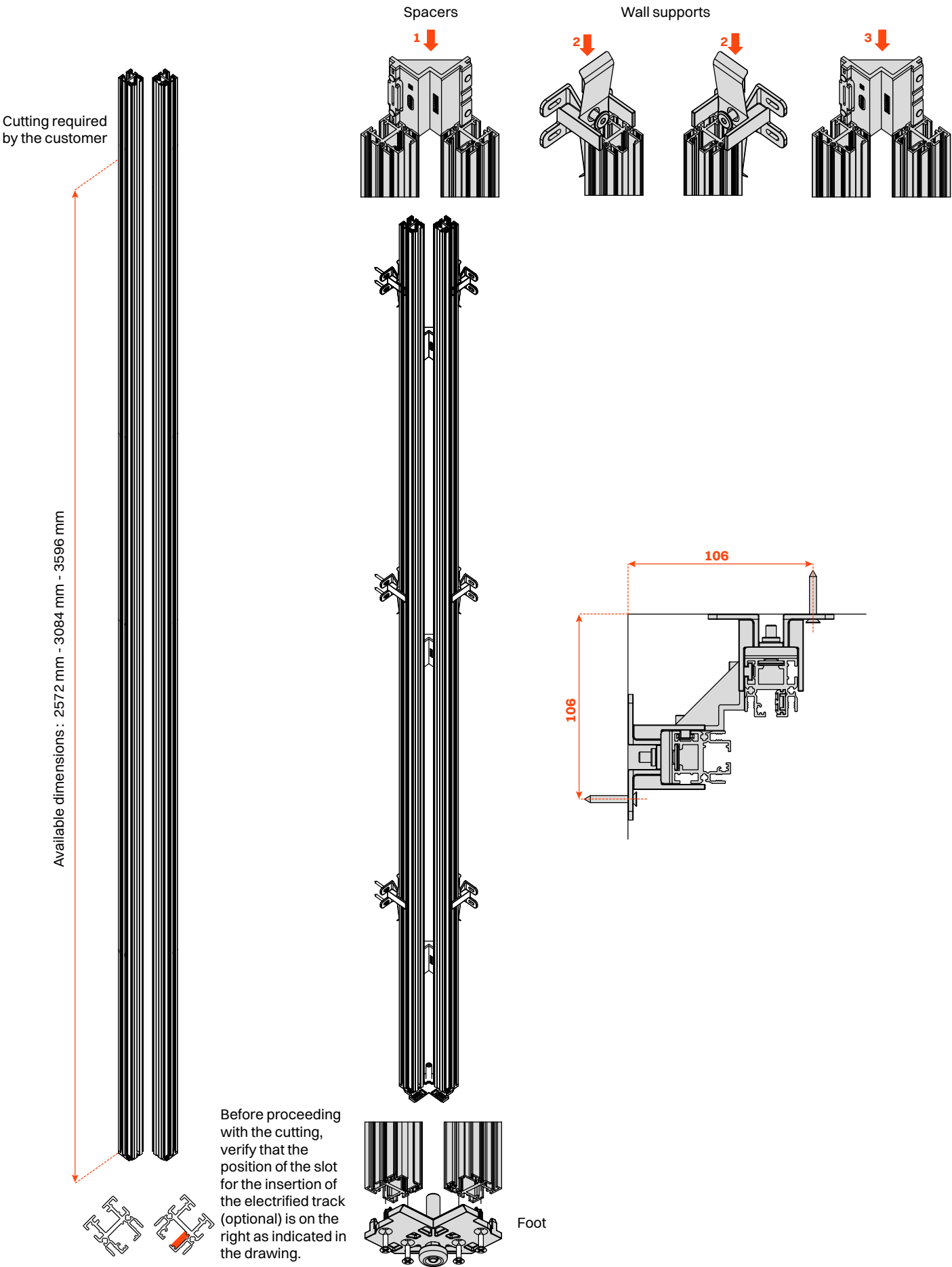
Electric track for shelves with LED light



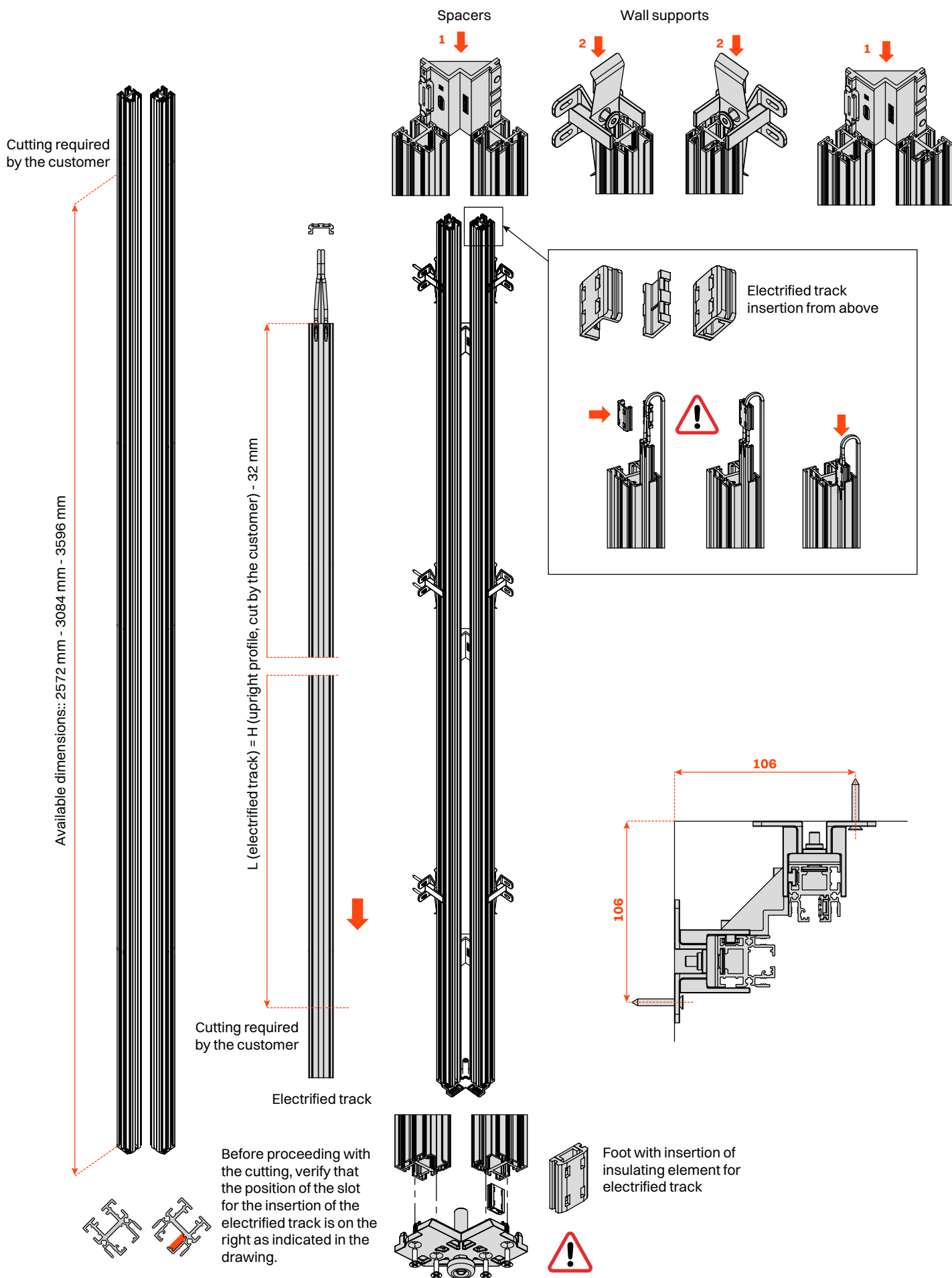
Luxer Room

Standard track - Corner mounting

Alternate the insertion of the spacer and the supports for the wall fixing



Electrified track for shelves with LED light - Corner mounting



Luxer Room

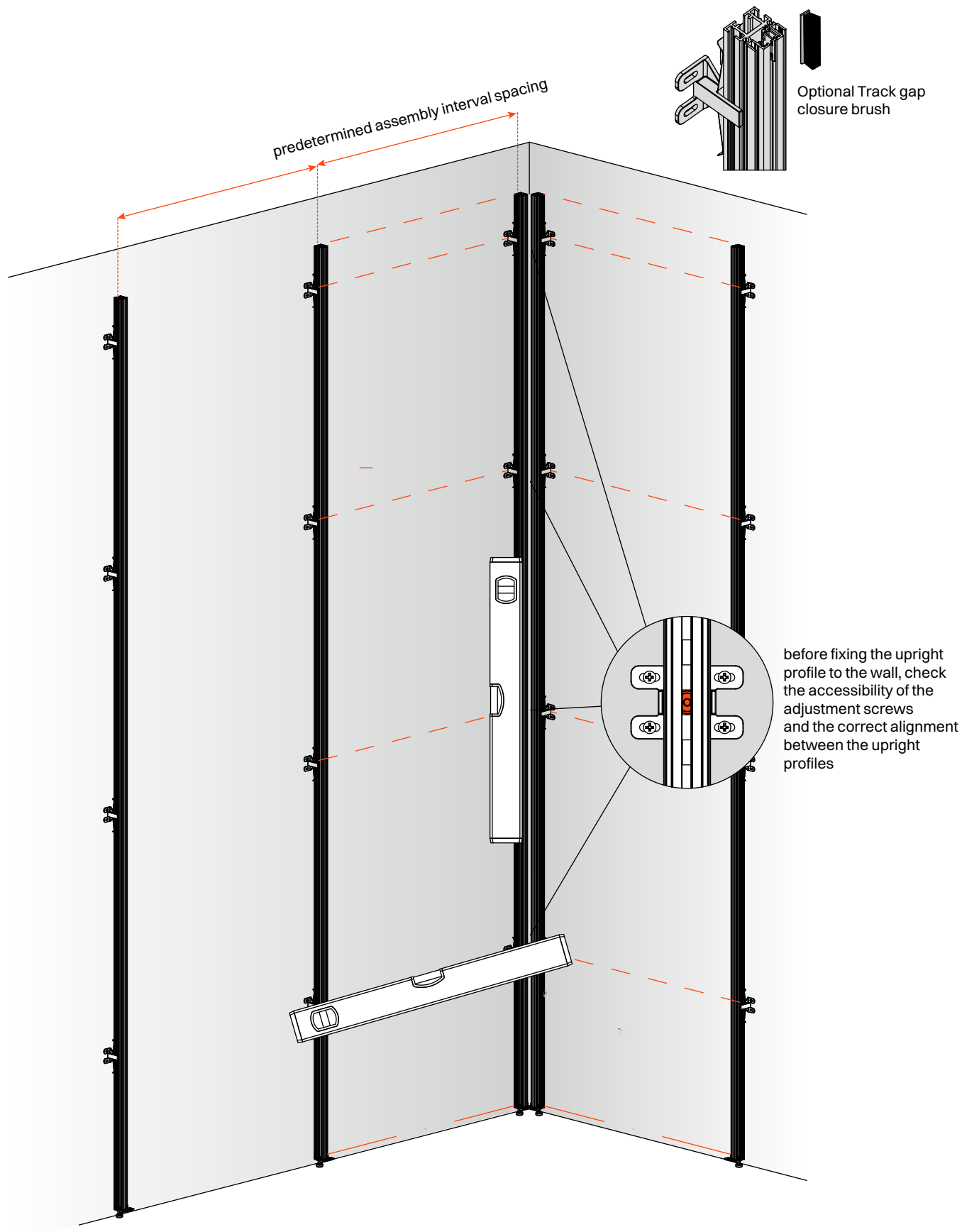
Assembly instructions

If present, secure and straighten the corner profile.

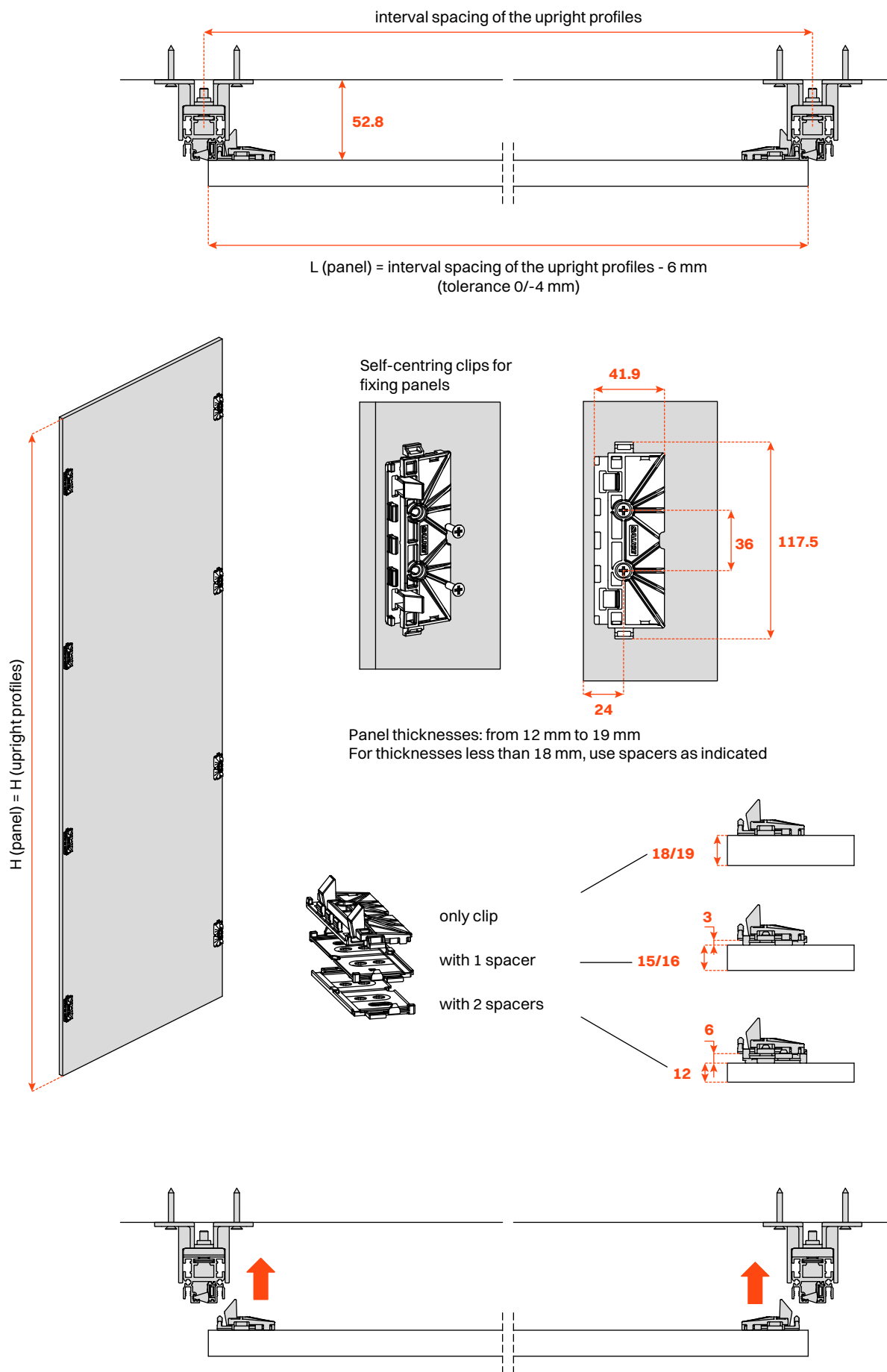
Then proceed with the other uprights, always checking that they are parallel to each other.

We suggest that the parallelism between the slots is checked by inserting 2 brackets

For the perfect alignment of the upright profiles see the chapter "Adjustments"

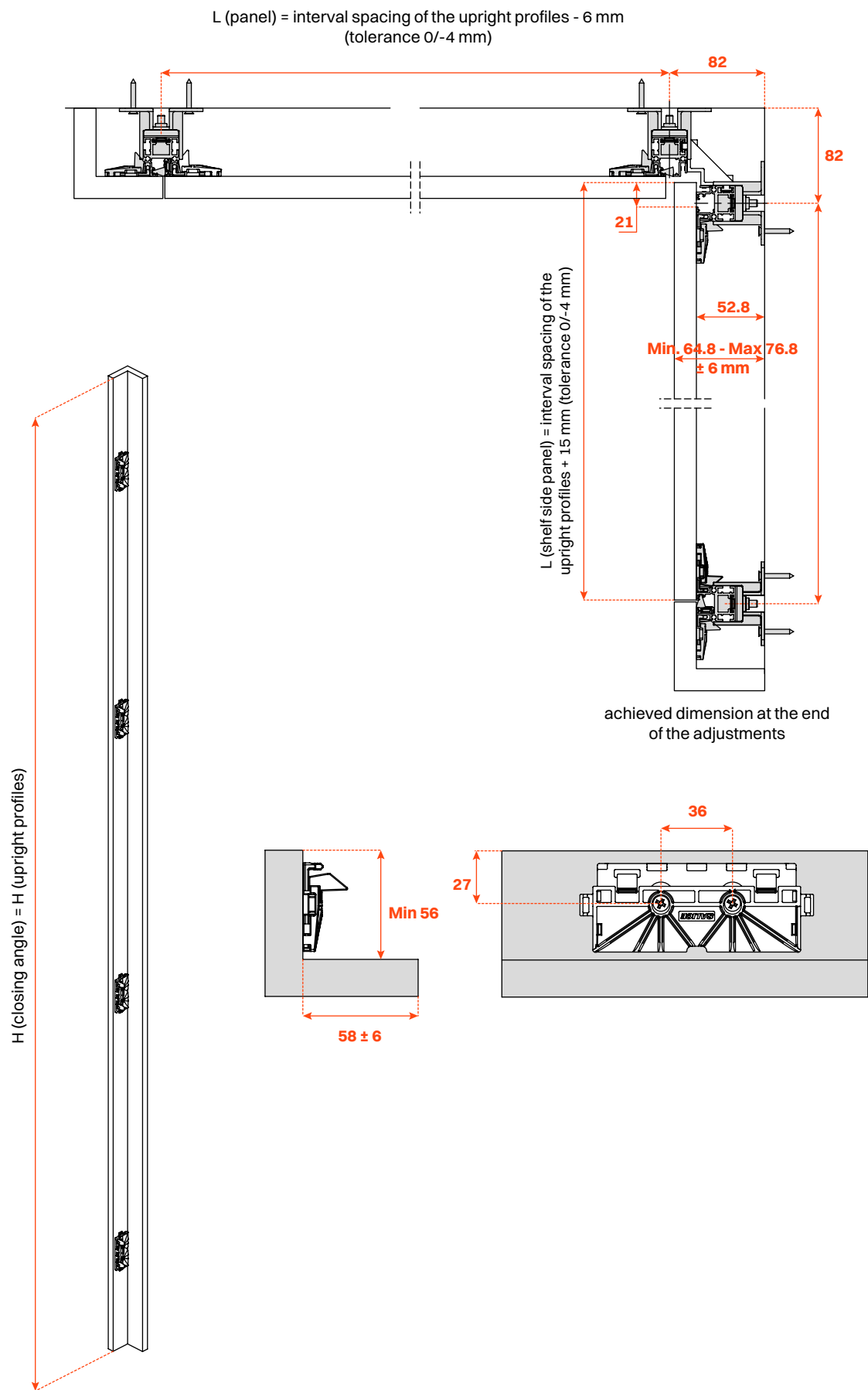


Panel dimensions and fixing clips




Luxer Room

Calculation of panel dimensions for corner mounting and end caps

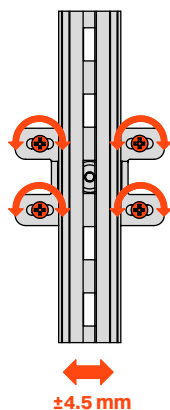


Adjustments

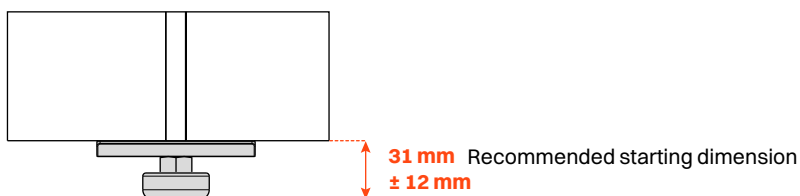
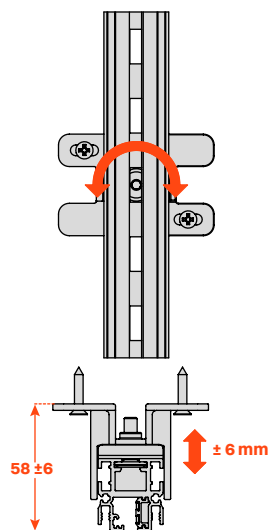
Height adjustment of the foot



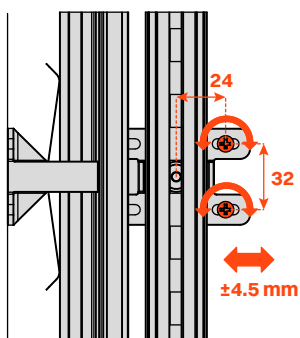
Sideways adjustment of the single upright profile ± 4.5 mm



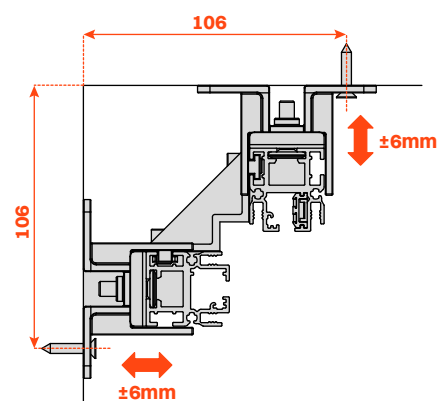
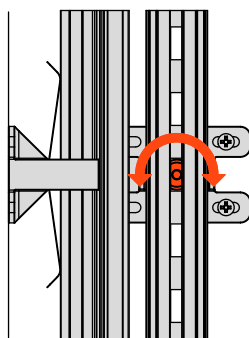
Depth adjustment of the single upright profile



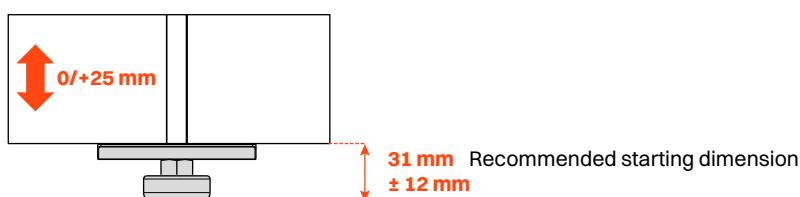
Sideways adjustment of the angular upright profile



Depth adjustment of the angular upright profile



Front adjustment of one upright profile involves lateral displacement of the other.



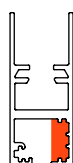
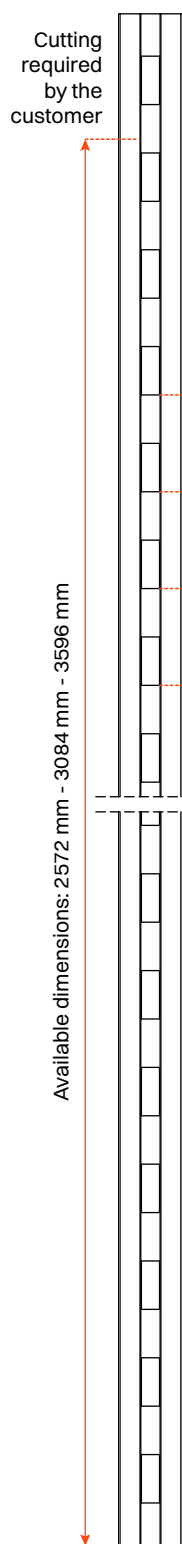




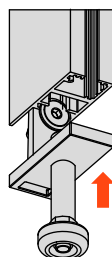
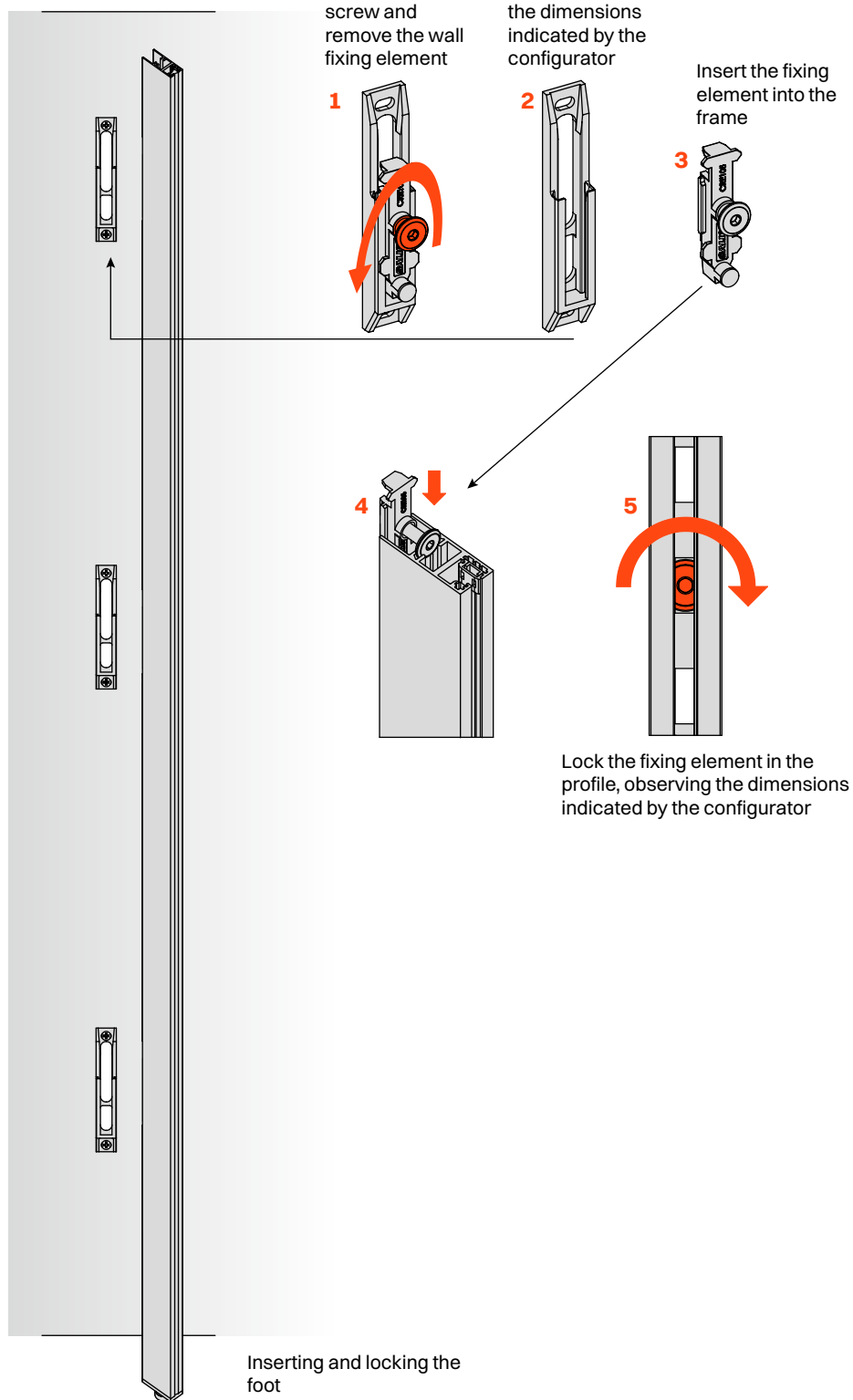
Luxer Wall
technical information

Luxer Wall

Standard upright profiles

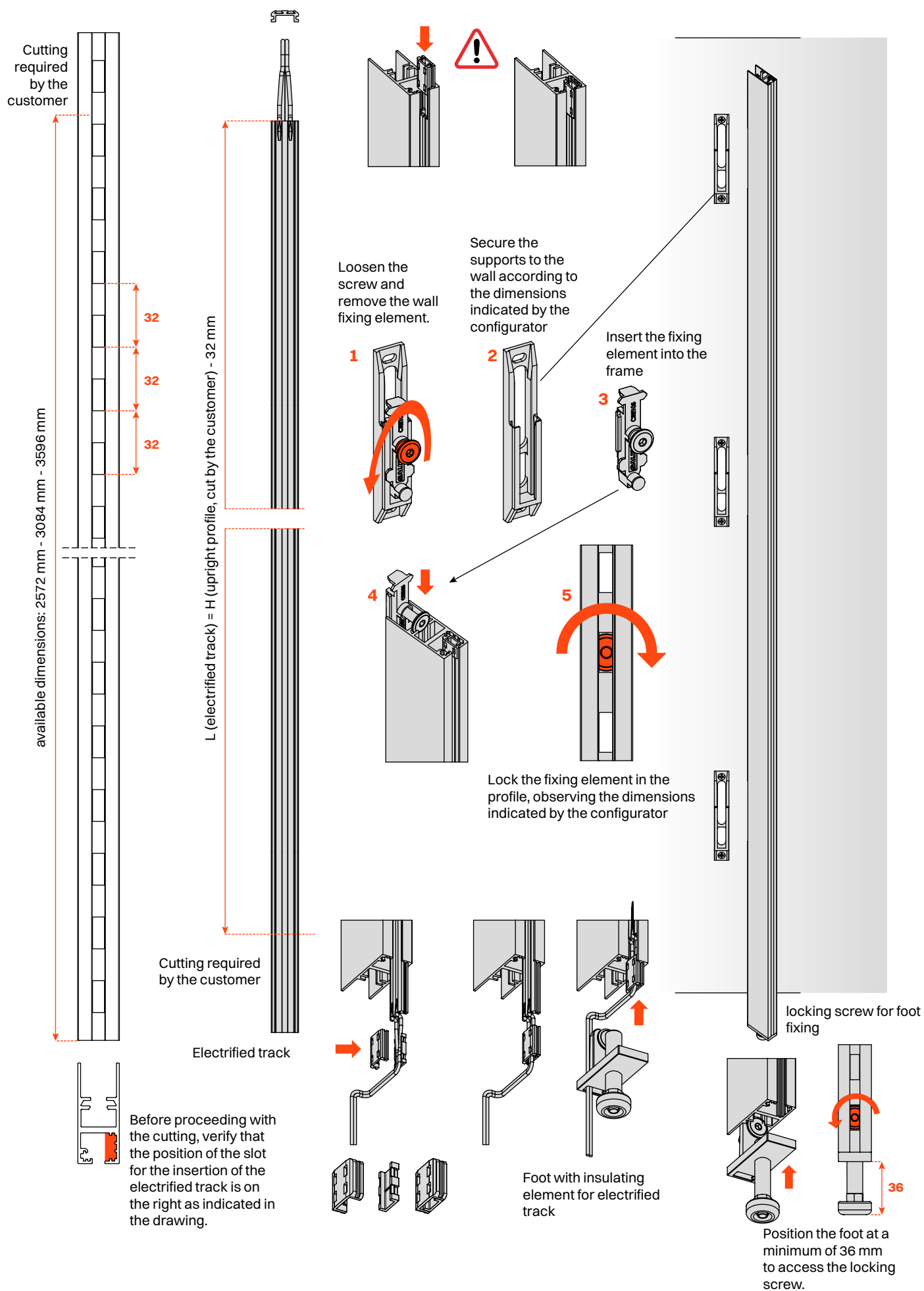


Before proceeding with the cutting, verify that the position of the slot for the insertion of the electrified track (optional) is on the right as indicated in the drawing.



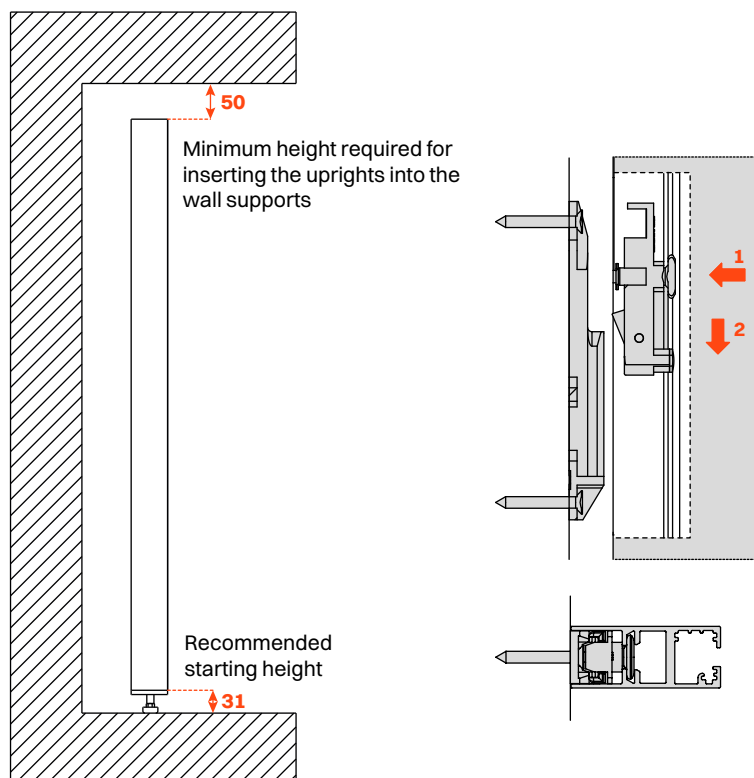
Position the foot at a minimum of 36 mm to access the locking screw

Electrified upright profile for shelves with LED light



Luxer Wall

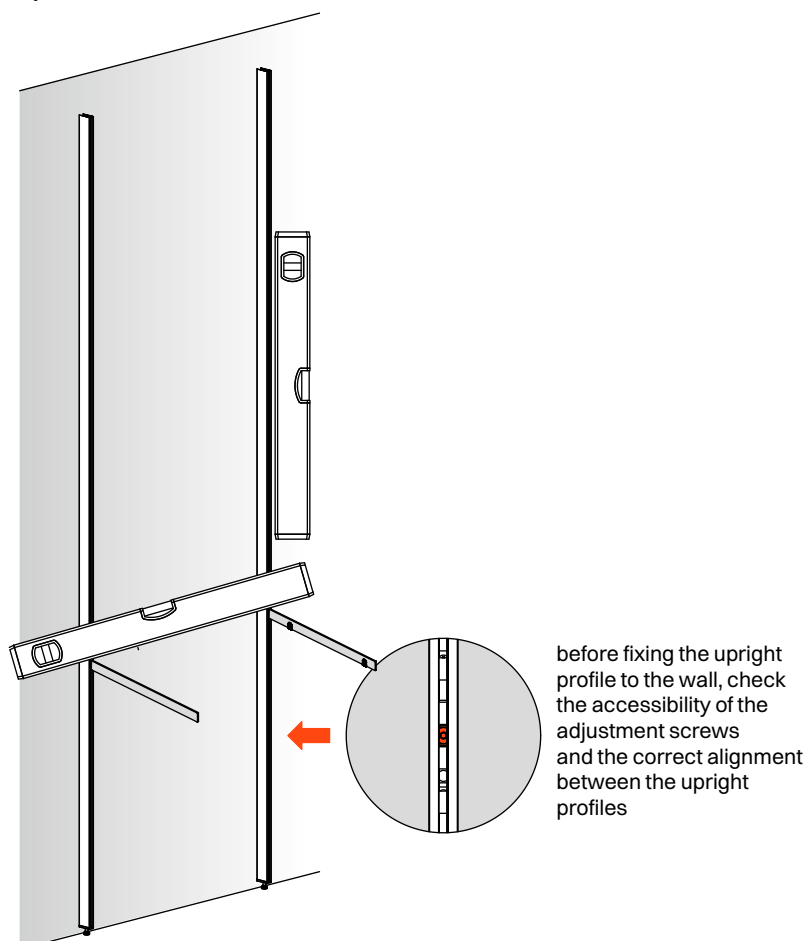
Wall mounting of upright profile



Wall fixing of the first upright profile and location of the supports

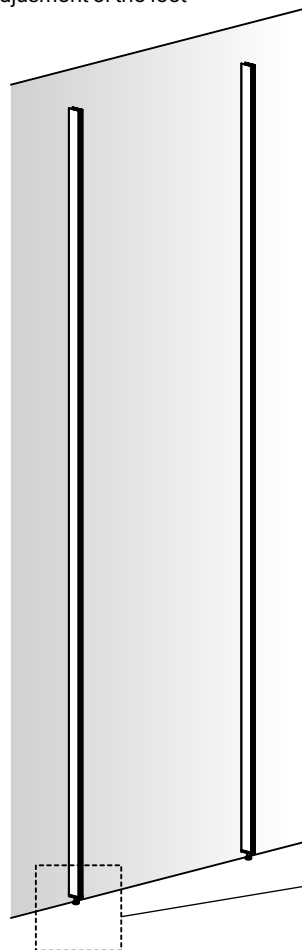
We suggest that the parallelism between the slots is checked by inserting 2 brackets

For the perfect alignment of the upright profiles see the chapter "Adjustments"

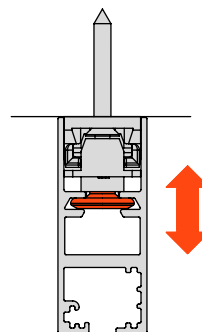
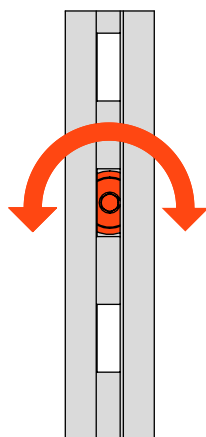


Adjustments

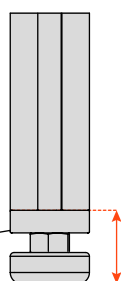
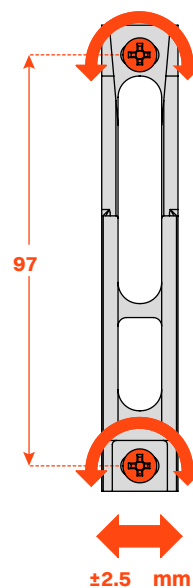
Height adjustment of the foot



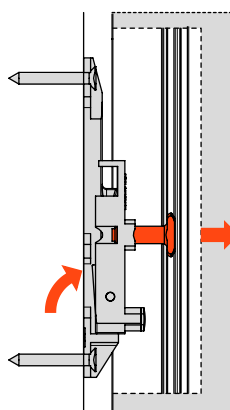
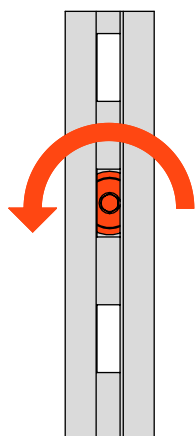
Depth adjustment of the single upright profile



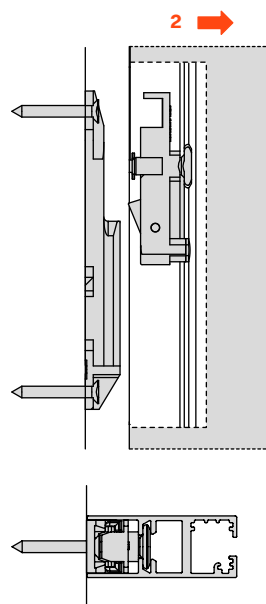
Sideways adjustment of the single upright profile




31 mm Recommended starting height
± 12 mm



Completely
unscrew the
fixing screw





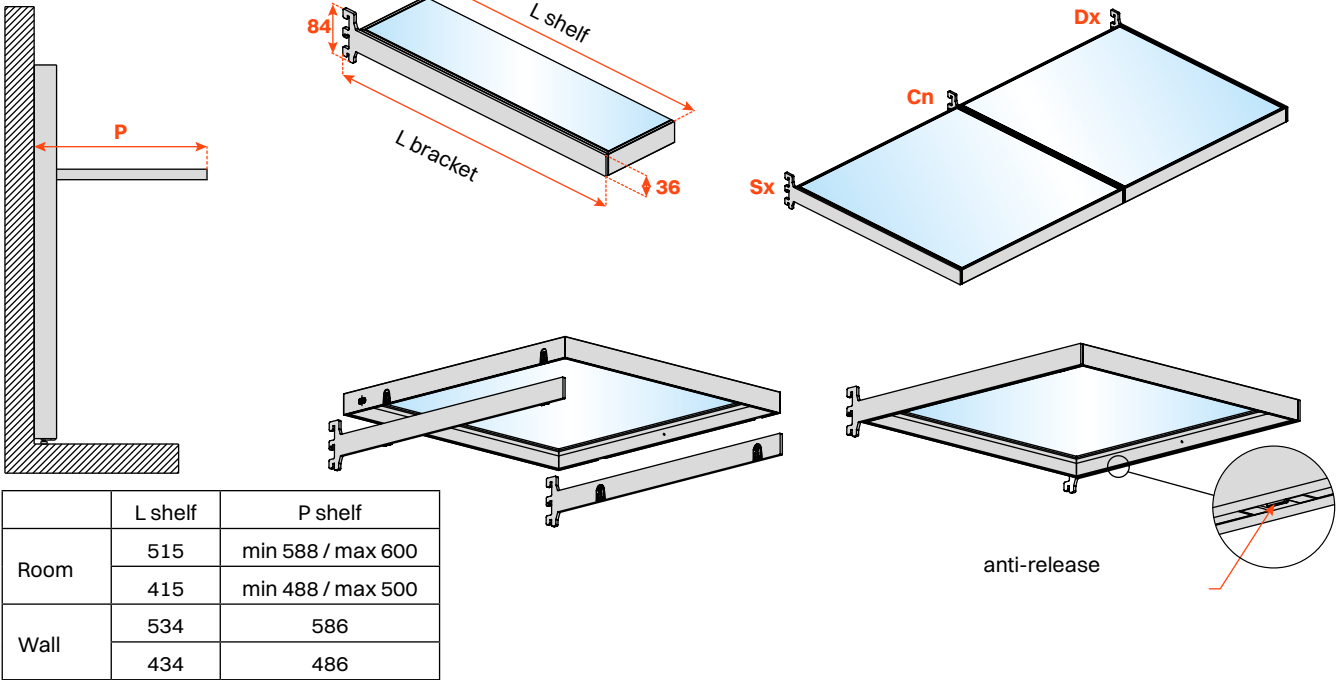


Luxer Room and Luxer Wall
Brackets fixing

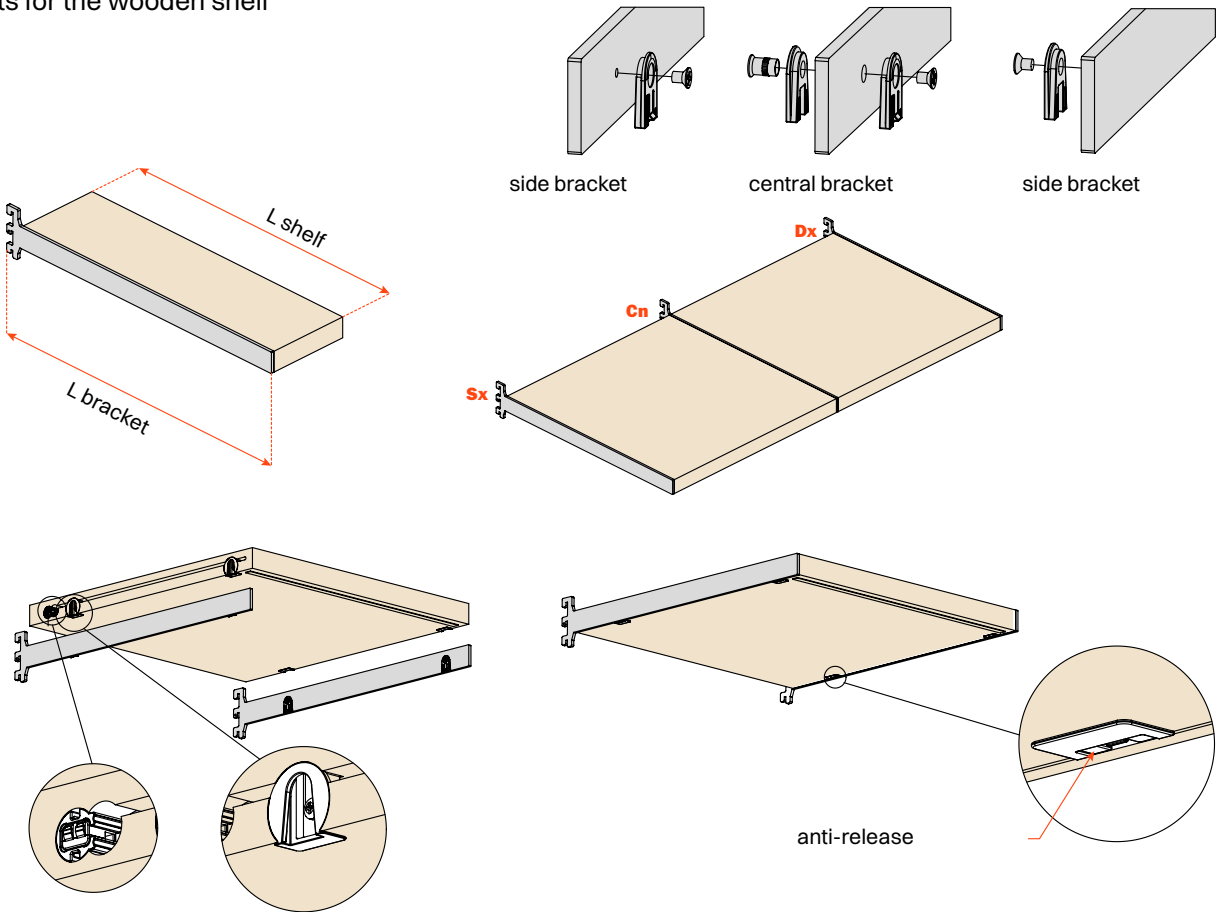
Luxer Room and Luxer Wall

Brackets for the alu-framed shelf

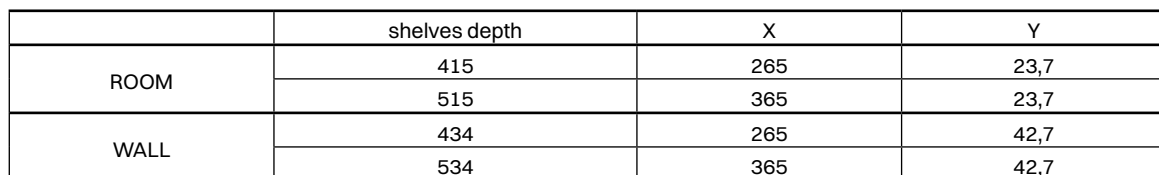
	L shelf	L bracket
Room	515	562
	415	462
Wall	534	562
	434	462



Brackets for the wooden shelf



Optional additional feet for low wooden shelves

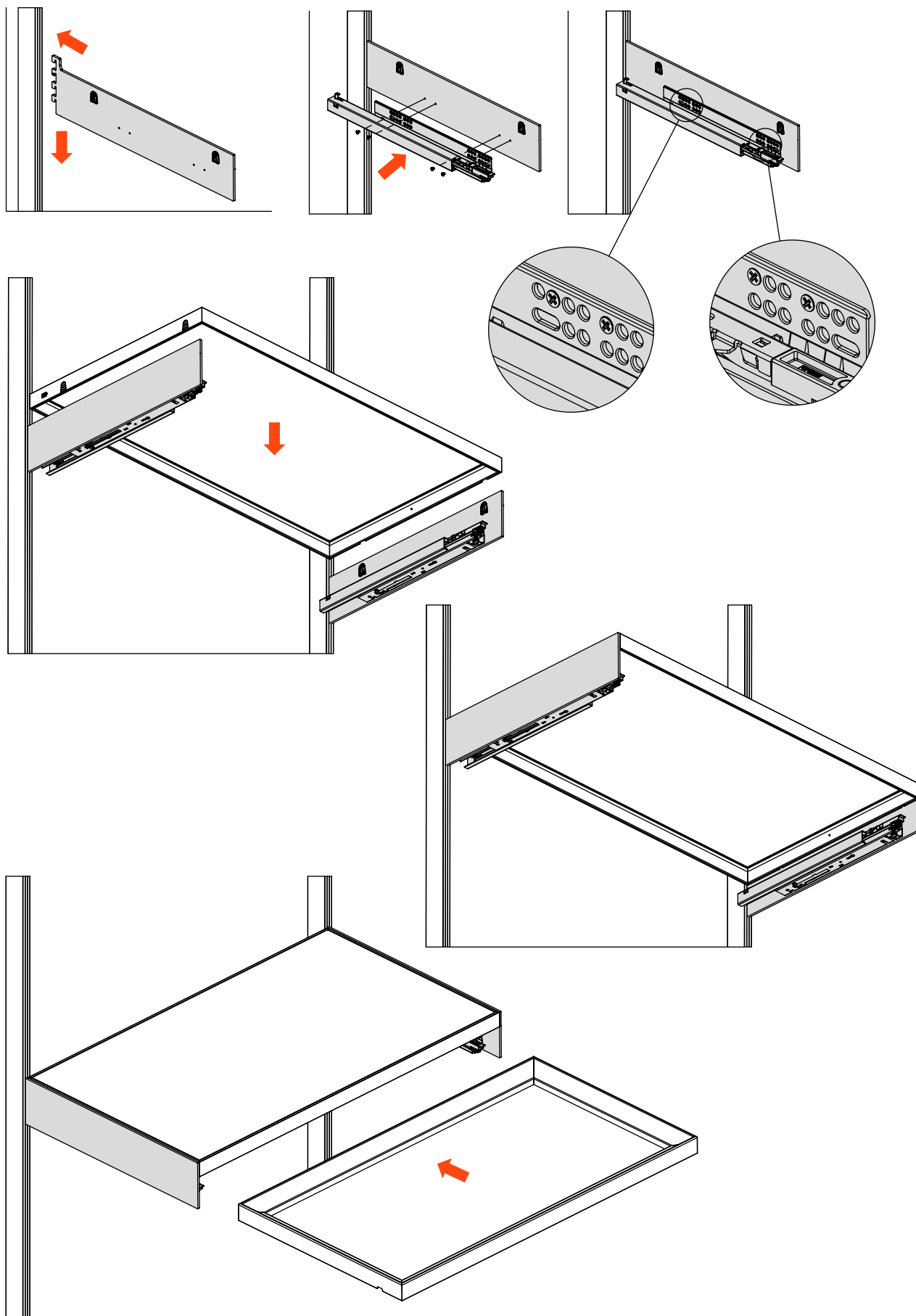


Optional additional feet for low wooden shelves



Luxer

Bracket for the shelf and the drawer



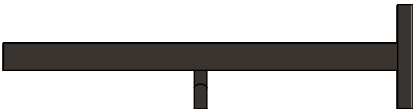





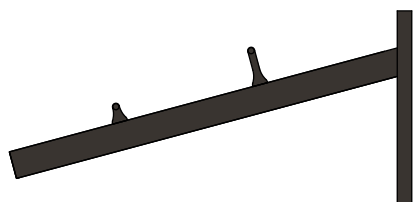

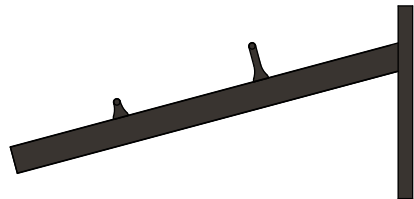

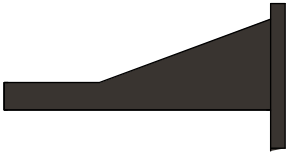
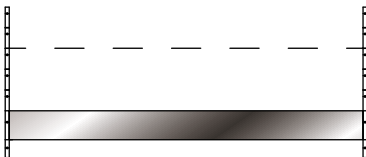









































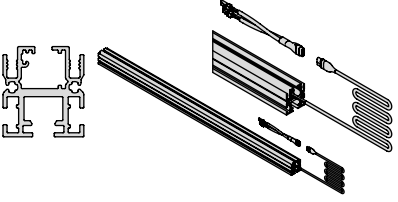


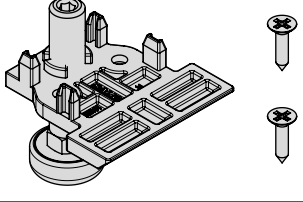
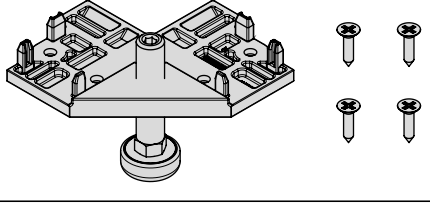
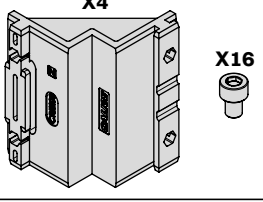
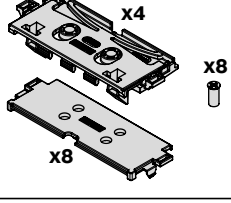
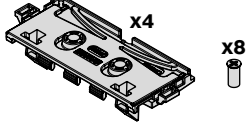
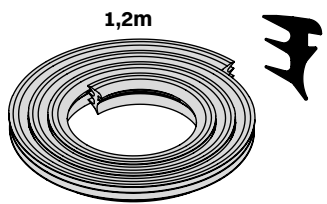
Luxer Wall and Luxer Room
Brackets

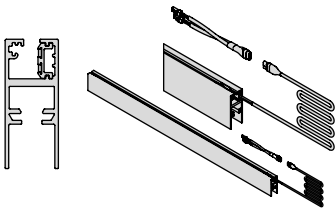
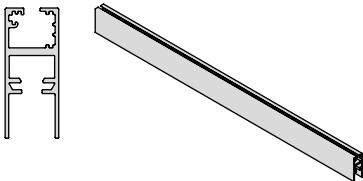
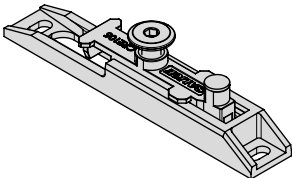
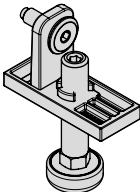
Luxer Room and Luxer Wall

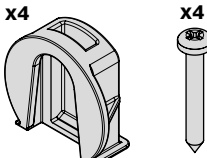
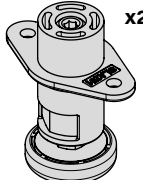
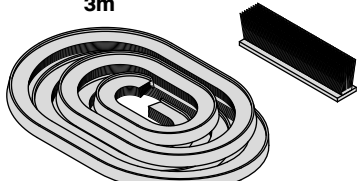
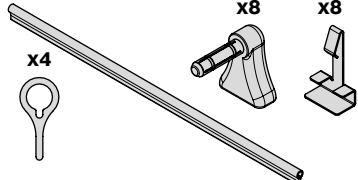
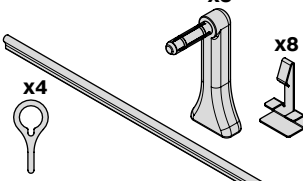
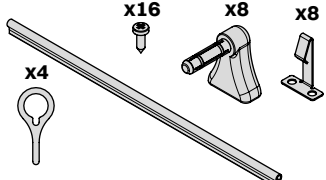
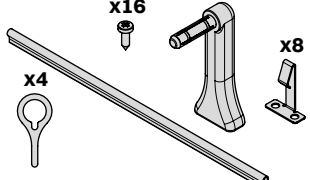
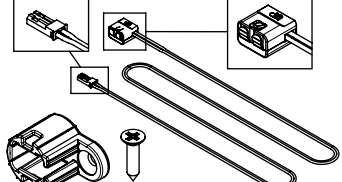
Brackets

Bracket with alu-framed shelf		
Bracket with alu-framed shelf and hanging rail for clothes		
Bracket with wooden shelf		
Bracket with wooden shelf and hanging rail for clothes		
Inclined bracket with alu-framed shoe racks		
Inclined bracket with wooden shoe racks		
Bracket for living room bookend with alu-framed shelf		
Bracket for living room bookend with wooden shelf		

	3-sided drawer with wooden frontal	3-sided drawer with glass frontal	4-sided drawer
			
Bracket H120 mm Alu-framed and glass shelf and drawer H 52 mm 			
Bracket H120 mm Wooden shelf and drawer H 52 mm 			
Bracket H144 mm Alu-framed and glass shelf and drawer H 78 mm 			
Bracket H144 mm Wooden shelf and drawer H 78 mm 			
Bracket H194 mm Alu-framed and glass shelf and drawer H 128 mm 			
Bracket H194 mm Wooden shelf and drawer H 128 mm 			
Bracket H206 mm Alu-framed and glass shelf and drawers H 78 + H 52 mm 			
Bracket H206 mm Wooden shelf and drawers H 78 + H 52 mm 			

System components ROOM	Code	Description
	VE81AAEA25700A	No. 1 Electrified upright profile 2572 mm
	VE81AAEA30800A	No. 1 Electrified upright profile 3084 mm
	VE81AAEA35900A	No. 1 Electrified upright profile 3596 mm
	VE81AANA25700A	No. 1 Upright profile 2572 mm
	VE81AANA30800A	No. 1 Upright profile 3084 mm
	VE81AANA35900A	No. 1 Upright profile 3596 mm
	VE81ASA001001A	No. 1 Anchoring bracket for upright profile
	VE81ASB001001A	No. 1 Foot for uprights
	VE81ASB002001A	No. 1 foot for corner uprights
	VE81ASV001001A	No. 4 corner brackets for uprights No. 16 screws
	VE81ASD002001A	No. 4 Clip kits for attaching 12-16 mm thick panels
	VE81ASD001001A	No. 4 clip kits for attaching 18-19 mm thick panels
	VE81CSV005001A	Seal for sloping shelf 1.2 m

System components WALL	Code	Description
	VE81BAEA25733A	No. 1 Electrified upright profile 2572 mm - Metal Grey
	VE81BAEA30833A	No. 1 Electrified upright profile 3084 mm - Metal Grey
	VE81BAEA35933A	No. 1 Electrified upright profile 3596 mm - Metal Grey
	VE81BANA25733A	No. 1 Upright profile 2572 mm - Metal Grey
	VE81BANA30833A	No. 1 Upright profile 3084 mm - Metal Grey
	VE81BANA35933A	No. 1 Upright profile 3596 mm - Metal Grey
	VE81BSA001001A	No. 1 Regulator for upright profile - Metal Grey
	VE81BSB001033A	No. 1 Foot for upright profile - Metal Grey

System components ROOM/WALL	Code	Description
 <p>x4 x4</p>	VE81CSV004001A	No. 4 Supports for wooden shelves H 35 mm No. 4 screws
 <p>x2</p>	VE81CSB001000A	No. 2 wooden shelf feet
 <p>3m</p>	VE81CSV001001A	Black brush 3m
 <p>x4 x8 x8</p>	VE81CPE147233A	No. 4 shoe stops H25 mm x1500 mm Aluminium - Metal Grey
 <p>x4 x8 x8</p>	VE81CPF147233A	No. 4 shoe stops H 50 mm x 1500 mm Aluminium - Metal Grey
 <p>x4 x16 x8 x8</p>	VE81CPG147233A	No. 4 shoe stops H 25 mm x1500 mm Wood - Metal Grey
 <p>x4 x16 x8 x8</p>	VE81CPH147233A	No. 4 shoe stops H 50 mm x 1500 mm Wood - Metal Grey
	VE81CSE007001A	Connector kit for wooden shelf lamps

HEADQUARTERS AND PRODUCTION UNITS

ARTURO SALICE S.p.A.

HEAD OFFICE

VIA PROVINCIALE NOVEDRATESE, 10
22060 NOVEDRATE (COMO) ITALIA
TEL. 031 790424 - FAX 031 791508
info.salice@salice.com
www.salice.com

ARTURO SALICE S.p.A.

VIA ARISTIDE MERLONI, 11
61036 COLLI AL METAURO (PU)
ITALIA
TEL. 0721 899800
FAX 0721 897980
info.salice@salice.com
www.salice.com

BORTOLUZZI SISTEMI S.p.A.

VIA CADUTI 14 SETTEMBRE 1944, 45
32100 BELLUNO (BL) ITALIA
TEL. 0437 930866
FAX 0437 931442
info@bortoluzzi.com
www.salice.com

NUOVA ATIM S.r.l.

VIA IV NOVEMBRE, 52
20019 SETTIMO MILANESE (MI) ITALIA
TEL. 02 33503203
FAX 02 33516514
info@atimspa.com
www.atimspa.com

BRANCHES

DEUTSCHE SALICE GMBH

RUDOLF DIESEL STR. 10
74382 NECKARWESTHEIM
TEL. 07133 9807-0
FAX. 07133 9807-16
info.salice@deutschesalice.de
www.salice.com

DEUTSCHE SALICE GMBH

VERKAUFSBÜRO NORD
RINGSTRASSE 36/A30 CENTER
32584 LÖHNE
TEL. 05731 15608-0
FAX. 05731 15608-10
vknord@deutschesalice.de
www.salice.com

SALICE UK LTD.

KINGFISHER WAY
HINCHINGBROOKE BUSINESS PARK
HUNTINGDON CAMBS PE 29 6FN
TEL. 01480 413831
FAX. 01480 451489
info.salice@saliceuk.co.uk
www.salice.com

SALICE FRANCE S.A.R.L.

285 RUE DE GOA ZAC LES 3 MOULINS
06600 ANTIBES
TEL. 0493 330069
FAX. 0493 330141
info.salice@salicefrance.com
www.salice.com

SALICE ESPAÑA, S.L.U.

C/ AIGUAFREDA 4, P.I. AMETLLA PARK
08480 L'AMETLLA DEL VALLÈS (BARCELONA)
TEL. 0034 938 46 88 61
info.salice@saliceespana.es
www.salice.com

SALICE PORTUGAL UNIP. LDA

SHOWROOM:
TV SÁ E MELO 161 FA
4470-116 MAIA - PORTO
TEL: 00351 224 154 221
Info@saliceportugal.pt
www.salice.com

ARMAZÉM:

VIA ROTA DOS MÓVEIS I 399
4585-325 GANDRA

SALICE CHINA (SHANGHAI) CO. LTD.

RM 602, 6/F, TOWER 1,
3688 YINGGANG DONG ROAD
QINGPU DISTRICT
201703 SHANGHAI, CHINA
TEL. 021 3988-9880
info.salice@salicechina.com
www.salicechina.com

SALICE INDIA PVT. LTD.

1001 & 1002, 10TH FLOOR,
CENTRUM, PLOT NO. C-3,
OPP. WAGLE PRABHAG SAMITI OFFICE,
MIDC AREA, WAGLE INDUSTRIAL ESTATE,
THANE - 400604, MAHARASHTRA
TEL. 022 20812050
info@saliceindia.com
www.salice.com

SALICE CANADA INC.

3500 RIDGEWAY DRIVE,
UNIT#1
MISSISSAUGA, ONTARIO, L5L 0B4
TEL. 905 820 8787
FAX. 905 820 7226
info.salice@salicecanada.com
www.salicecanada.com

SALICE AMERICA INC.


2123 CROWN CENTRE DRIVE
CHARLOTTE NC. 28227
TEL. 704 841 7810
FAX. 704 841 7808
info.salice@saliceamerica.com
www.saliceamerica.com

ARTURO SALICE S.p.A.

HEAD OFFICE

VIA PROVINCIALE NOVEDRATESE, 10
22060 NOVEDRATE (COMO) ITALIA
TEL. 031 790424 - FAX 031 791508

info.salice@salice.com
www.salice.com



Digital contents

DOCASS022ENG
Ed. 02 - 08/2025

