


Pacta

Hinge for wooden doors



Technical information

Hinge for flap doors with decelerated opening.

Sprung closing action.

Fixing to the base of the cabinet with longitudinal snap-on mounting plate (BAPGR29/16).

Standard drilling of the door \varnothing 35.

13 mm deep cup.

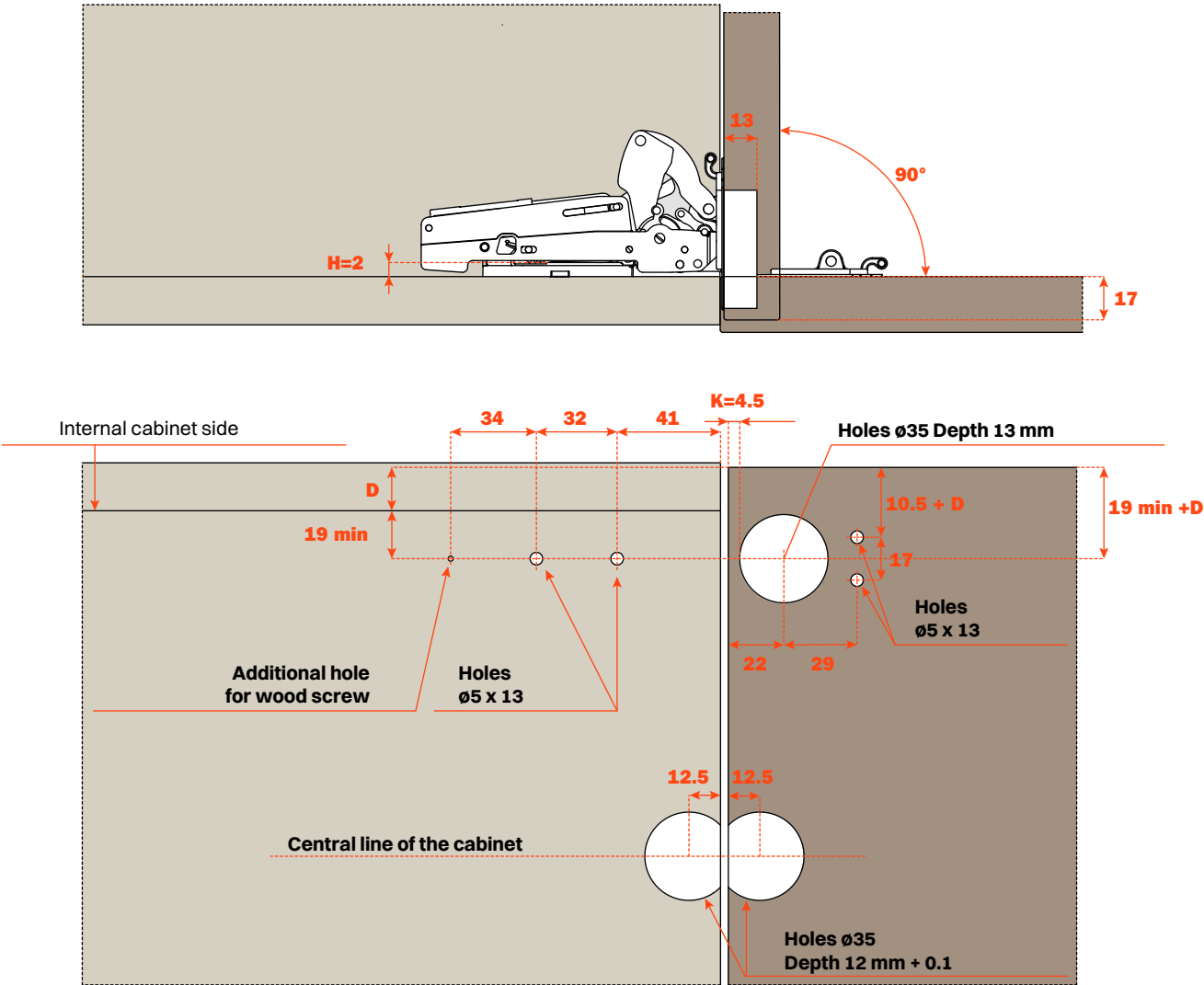
90° opening.

Fixed K = 4.5 mm.

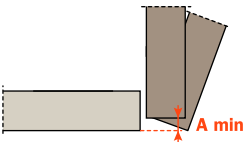
Also available in Push to open version for handle-less doors.

Pacta is tested and certified to level 3 of UNI EN 15828:2010

Drilling patterns




Space needed to open the door



T=	16	17	18	19	20	21	22	23	24	25	26	27	28
K=4.5 A=	1.3	2.1	3	3.9	4.8	5.7	6.6	7.5	8.5	9.4	10.4	11.3	12.3

Hinge for aluminium framed doors



Technical information

**Hinge for flap doors with decelerated opening.
Sprung closing action.**

Fixing to the base of the cabinet with longitudinal snap-on mounting plate (BAPGR29/16).
12 mm deep cup.
90° opening.
Fixed K = 4.5 mm.
Also available in Push to open version for handle-less doors.

Drilling patterns

