



Exedra Gravity

Customized version

Exedra Gravity • Customized

The solution is fully assembled according to the customer's specifications.

The Exedra Gravity system is produced according to the dimensional specifications provided by the customer.

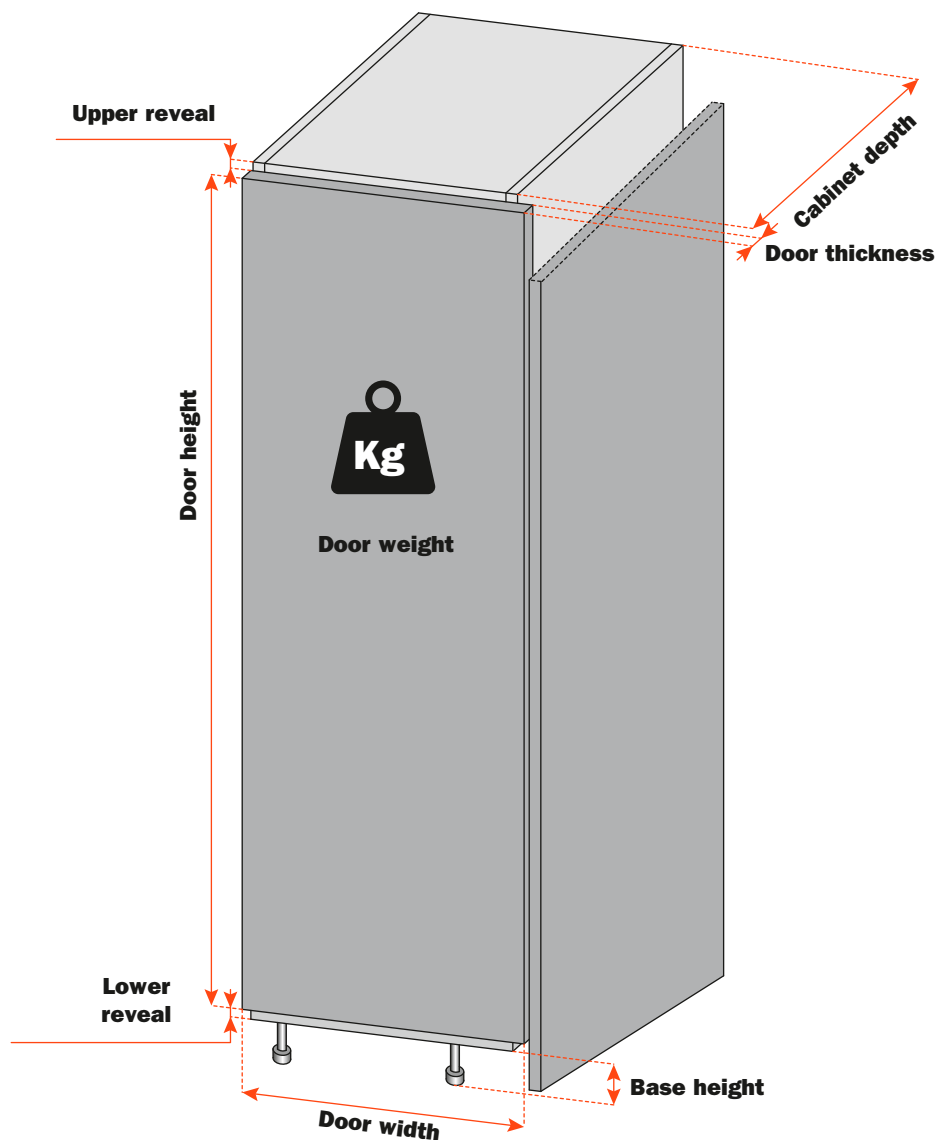
The customer only has to assemble the system on the cabinet with the provided drilling patterns.

Locating clips and positioning stops ensure quick, secure assembly and easy removal from the cabinet.

How to order a customized Exedra Gravity system

To order a customized Exedra Gravity system, go to the Salice web configurator: www.configurator.salice.com.

To purchase your configured system, please contact your local Salice dealer.



Exedra Gravity IN • Customized version

Fully assembled solution according to customer requirements.

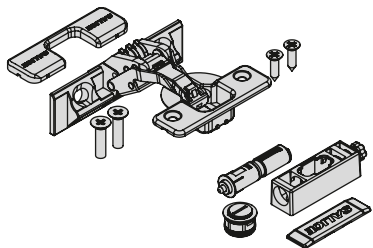
The Exedra Gravity system is produced according to the dimensional specifications provided by the customer.

The customer only has to assemble the system on the cabinet with the provided drilling patterns.

The locating clips and positioning stops ensure a fast and secure assembly and removal from the cabinet.

Exedra Gravity can be supplied with hinges and **Smove**, for a decelerated closing, or **Push** to open hinges for handle-less doors. Both versions are available in **nickel-plated** or **titanium** finishes.

Push Hinge Kit

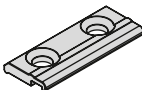

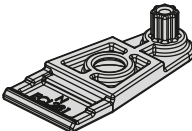

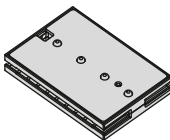
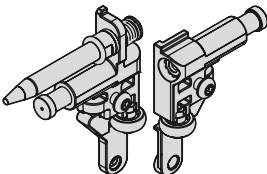





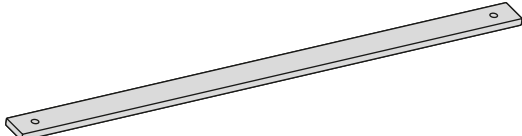


	Number of hinges per bag	Nickel-plated	Titanium	Kit composition
	3	YE55KITCP030AB	YE55KITCP030TB	1 Release device + 1 Adjustable magnetic retaining catch
	5	YE55KITCP010AB	YE55KITCP010TB	
	6	YE55KITCP050AB	YE55KITCP050TB	

Smove Hinge Kit

	Number of hinges per bag	Nickel-plated	Titanium	Kit composition
	3	YE55KITCS030AB	YE55KITCS030TB	1 Smove
	5	YE55KITCS010AB	YE55KITCS010TB	
	6	YE55KITCS050AB	YE55KITCS050TB	

CA = self-close hinge

Packaging for the customized mechanism

Fixing elements			Pre-assembled load-bearing profile
16 pcs. 	9 pcs. 	12 pcs. 	
Sliding elements			
1 pcs. 			
End elements			
1 pcs. 			
Profiles and counterweights			
1 pcs.  	1 pcs. 		
1 pcs.  	1 or 2 pcs. 		
2 pcs.  			

Exedra Gravity OUT • Customized version

Fully assembled solution according to customer requirements.

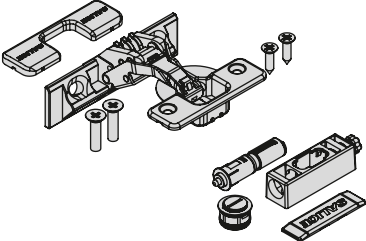
The Exedra Gravity system is produced according to the dimensional specifications provided by the customer.

The customer only has to assemble the system on the cabinet with the provided drilling patterns.

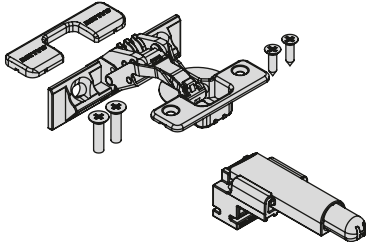
The locating clips and positioning stops ensure a fast and secure assembly and removal from the cabinet.

Exedra Gravity can be supplied with hinges and **Smove**, for a decelerated closing, or **Push** to open hinges for handle-less doors. Both versions are available in **nickel-plated** or **titanium** finishes.

Push Hinge Kit

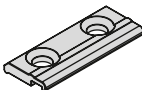

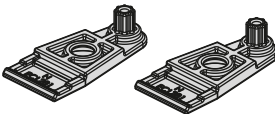

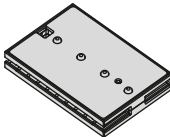
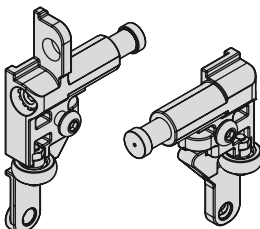



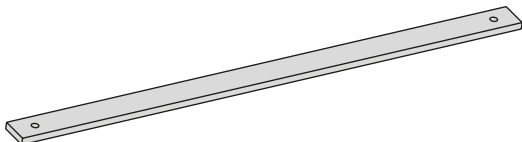
	Number of hinges per bag	Nickel-plated	Titanium	Kit composition
	3	YE55KITCP030AB	YE55KITCP030TB	1 Release device + 1 Adjustable magnetic retaining catch
	5	YE55KITCP010AB	YE55KITCP010TB	
	6	YE55KITCP050AB	YE55KITCP050TB	

Smove Hinge Kit

	Number of hinges per bag	Nickel-plated	Titanium	Kit composition
	3	YE55KITCS030AB	YE55KITCS030TB	1 Smove
	5	YE55KITCS010AB	YE55KITCS010TB	
	6	YE55KITCS050AB	YE55KITCS050TB	

CA = self-close hinge

Packaging for the customized mechanism

Fixing elements			Pre-assembled load-bearing profile
16 pcs. 	9 pcs. 	12 pcs. 	
Sliding elements			
1 pcs. 			
End elements			
1 pcs. 			
Profiles and counterweights			
1 pcs. 	1 pcs. 		
1 pcs. 	1 or 2 pcs. 		
2 pcs. 