



Exedra Gravity

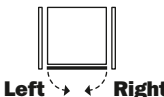
Kit versions to be assembled

Exedra Gravity IN • Kit versions to be assembled

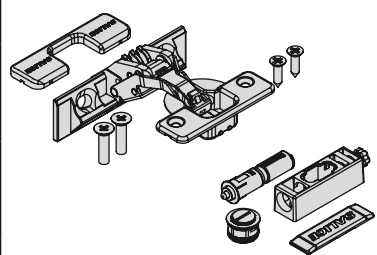
This solution offers a great deal of flexibility to the customer. The customer cuts the profile sections to their desired length and fixes together its individual components. For cutting and assembly operations, please refer to the online configurator. The locating clips and positioning stops ensure a fast and secure assembly.

Exedra Gravity can be supplied with hinges and **Smove**, for a decelerated closing, or **Push** to open hinges for handle-less doors. Both versions are available in **nickel-plated** or **titanium** finishes.

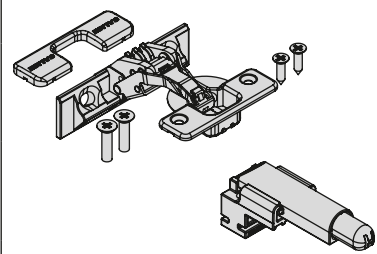
Mechanism kit - IN - Automatic door insertion

Part number		Door height TH (mm)
YE53ASAR1675NW	Right	1100 (43 5/16") 1600 (63")
YE53ASAL1675NW	Left	
YE53ASAR3090NW	Right	1601 (63 1/16") 3000 (118 1/8")
YE53ASAL3090NW	Left	

Push Hinge Kit

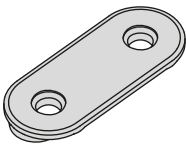
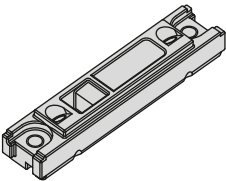
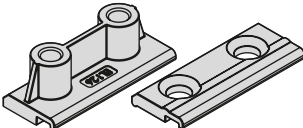
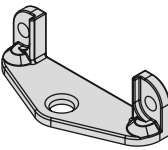
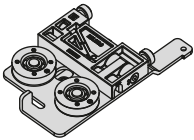
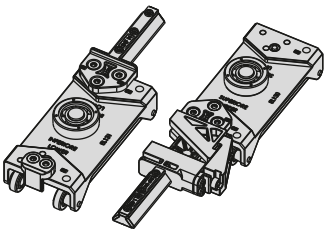
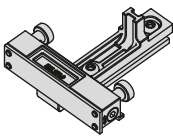
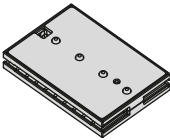
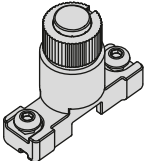
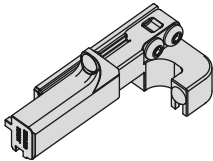
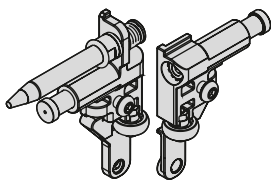



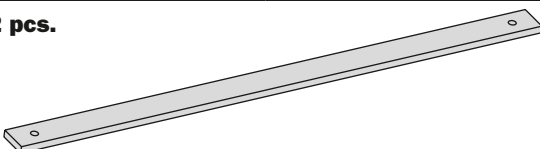


	Number of hinges per bag	Nickel-plated	Titanium	Kit composition
	3	YE55KITCP030AB	YE55KITCP030TB	1 Release device + 1 Adjustable magnetic retaining catch
	5	YE55KITCP010AB	YE55KITCP010TB	
	6	YE55KITCP050AB	YE55KITCP050TB	

Smove Hinge Kit

	Number of hinges per bag	Nickel-plated	Titanium	Kit composition
	3	YE55KITCS030AB	YE55KITCS030TB	1 Smove
	5	YE55KITCS010AB	YE55KITCS010TB	
	6	YE55KITCS050AB	YE55KITCS050TB	

CA = self-close hinge

Packaging

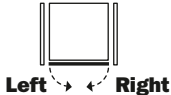
Fixing elements			
9 pcs. 	4 or 6 pcs. 	16 pcs. 	4 pcs. 
Sliding elements			
1 pcs. 	1 pcs. 	1 pcs. 	1 pcs. 
End elements			
2 pcs. 	1 pcs. 	1 pcs. 	
Profiles and counterweights			
1 pcs. 	1 pcs. 		
1 pcs. 	1 or 2 pcs. 		
1 pcs. 	2 pcs. 		

Exedra Gravity OUT • Kit version to be assembled

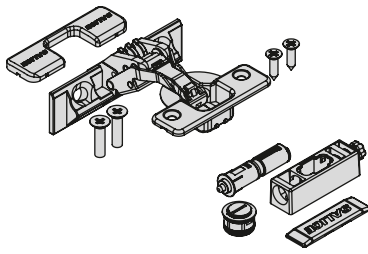
This solution offers a great deal of flexibility to the customer. The customer cuts the profile sections to their desired length and fixes together its individual components. For cutting and assembly operations, please refer to the online configurator. The locating clips and positioning stops ensure a fast and secure assembly.

Exedra Gravity can be supplied with hinges and **Smove**, for a decelerated closing, or **Push** to open hinges for handle-less doors. Both versions are available in **nickel-plated** or **titanium** finishes.

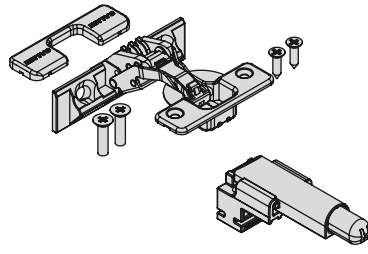
Mechanism kit - OUT - Automatic door extraction

Part number		Door height TH (mm)
YE53ASBR1675NW	Right	1100 (43 5/16") 1600 (63")
YE53ASBL1675NW	Left	
YE53ASBR3090NW	Right	1601 (63 1/16") 3000 (118 1/8")
YE53ASBL3090NW	Left	

Push Hinge Kit

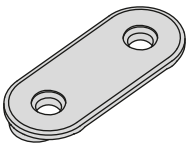
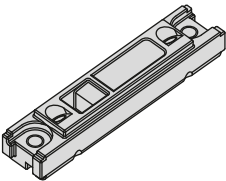
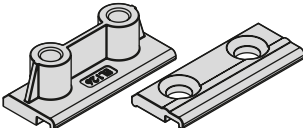
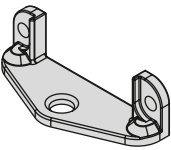
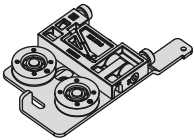
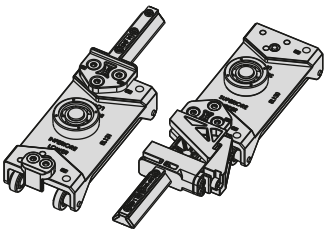
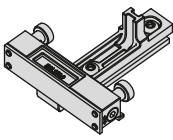
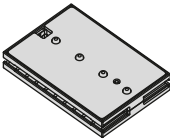
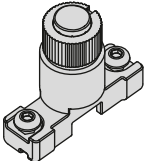
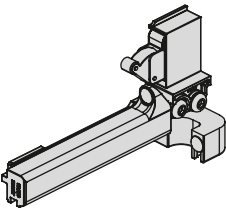
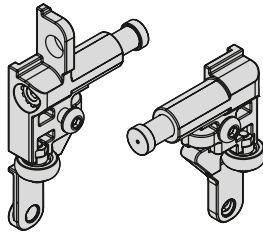



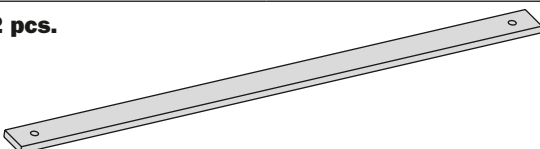

	Number of hinges per bag	Nickel-plated	Titanium	Kit composition
	3	YE55KITCP030AB	YE55KITCP030TB	1 Release device + 1 Adjustable magnetic retaining catch
	5	YE55KITCP010AB	YE55KITCP010TB	
	6	YE55KITCP050AB	YE55KITCP050TB	

Smove Hinge Kit

	Number of hinges per bag	Nickel-plated	Titanium	Kit composition
	3	YE55KITCS030AB	YE55KITCS030TB	1 Smove
	5	YE55KITCS010AB	YE55KITCS010TB	
	6	YE55KITCS050AB	YE55KITCS050TB	

CA = self-close hinge

Packaging

Fixing elements			
9 pcs. 	4 or 6 pcs. 	16 pcs. 	4 pcs. 
Sliding elements			
1 pcs. 	1 pcs. 	1 pcs. 	1 pcs. 
End elements			
2 pcs. 	1 pcs. 	1 pcs. 	
Profiles and counterweights			
1 pcs. 	1 pcs. 		
1 pcs. 	1 or 2 pcs. 		
1 pcs. 	2 pcs. 