



# **Exedra Gravity**

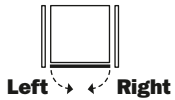
**Kit versions to be assembled**

## Exedra Gravity IN • Kit versions to be assembled

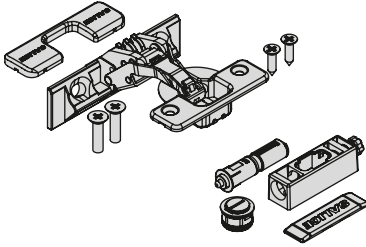
This solution offers a great deal of flexibility to the customer. The customer cuts the profile sections to their desired length and fixes together its individual components. For cutting and assembly operations, please refer to the online configurator. The locating clips and positioning stops ensure a fast and secure assembly.

Exedra Gravity can be supplied with hinges and **Smove**, for a decelerated closing, or **Push** to open hinges for handle-less doors. Both versions are available in **nickel-plated** or **titanium** finishes.

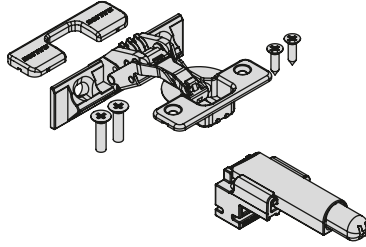
### Mechanism kit - IN - Automatic door insertion

Part number		Door height TH (mm)
<b>VE53ASAR1675NN</b>	Right	1100 - 1600
<b>VE53ASAL1675NN</b>	Left	
<b>VE53ASAR3090NN</b>	Right	1601 - 3000
<b>VE53ASAL3090NN</b>	Left	

### Push Hinge Kit

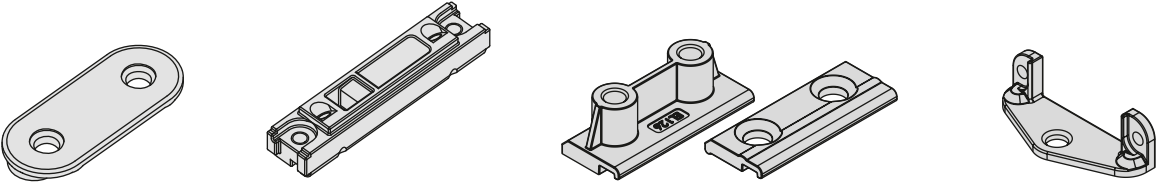
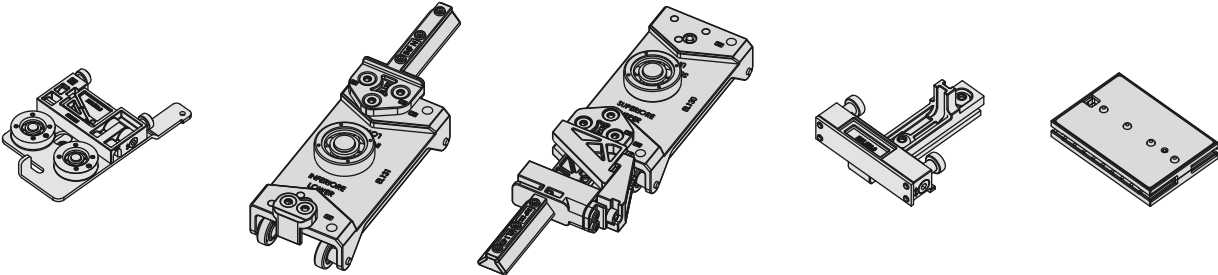
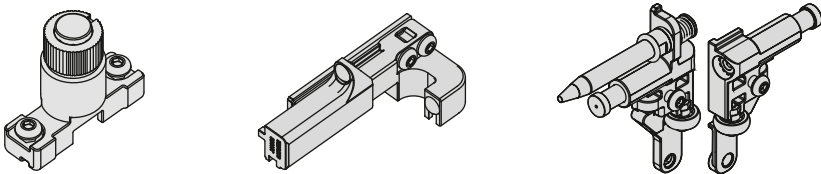
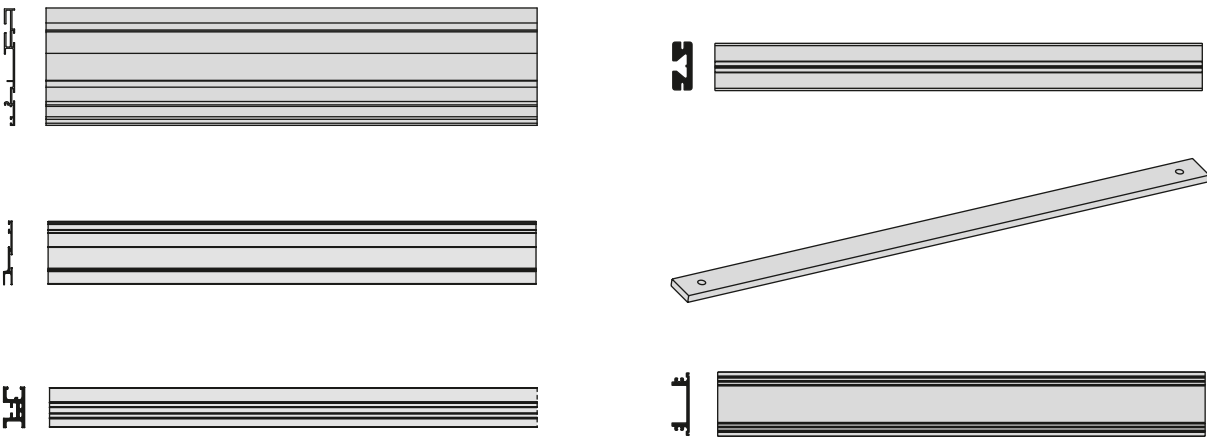
	Number of hinges per bag	Nickel-plated	Titanium	Kit composition
	2	<b>VE55KITCP040AB</b>	<b>VE55KITCP040TB</b>	1 Release device + 1 Adjustable magnetic retaining catch
	3	<b>VE55KITCP030AB</b>	<b>VE55KITCP030TB</b>	
	4	<b>VE55KITCP020AB</b>	<b>VE55KITCP020TB</b>	
	5	<b>VE55KITCP010AB</b>	<b>VE55KITCP010TB</b>	
	6	<b>VE55KITCP050AB</b>	<b>VE55KITCP050TB</b>	

### Smove Hinge Kit

	Number of hinges per bag	Nickel-plated	Titanium	Kit composition
	2	<b>VE55KITCS040AB</b>	<b>VE55KITCS040TB</b>	1 Smove
	3	<b>VE55KITCS030AB</b>	<b>VE55KITCS030TB</b>	
	4	<b>VE55KITCS020AB</b>	<b>VE55KITCS020TB</b>	
	5	<b>VE55KITCS010AB</b>	<b>VE55KITCS010TB</b>	
	6	<b>VE55KITCS050AB</b>	<b>VE55KITCS050TB</b>	

CA = sprung hinge

Package Contents

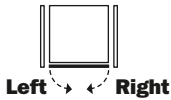
Fixing elements	
	
Sliding elements	
	
End elements	
	
Profiles and counterweights	
	

## Exedra Gravity OUT • Kit version to be assembled

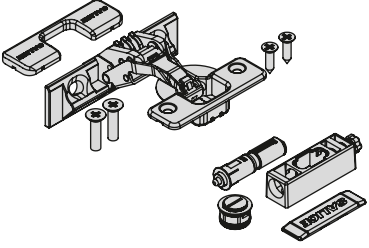
This solution offers a great deal of flexibility to the customer. The customer cuts the profile sections to their desired length and fixes together its individual components. For cutting and assembly operations, please refer to the online configurator. The locating clips and positioning stops ensure a fast and secure assembly.

Exedra Gravity can be supplied with hinges and **Smove**, for a decelerated closing, or **Push** to open hinges for handle-less doors. Both versions are available in **nickel-plated** or **titanium** finishes.

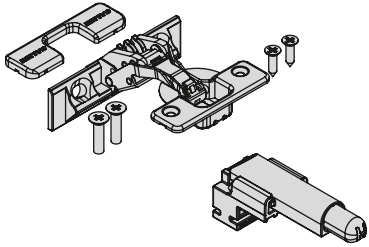
### Kit meccanismo - OUT - Automatic door extraction

Part number		Door height TH (mm)
<b>VE53ASBR1675NN</b>	Right	1100 - 1600
<b>VE53ASBL1675NN</b>	Left	
<b>VE53ASBR3090NN</b>	Right	1601 - 3000
<b>VE53ASBL3090NN</b>	Left	

### Push Hinge Kit

	Number of hinges per bag	Nickel-plated	Titanium	Kit composition
	2	<b>VE55KITCP040AB</b>	<b>VE55KITCP040TB</b>	1 Release device + 1 Adjustable magnetic retaining catch
	3	<b>VE55KITCP030AB</b>	<b>VE55KITCP030TB</b>	
	4	<b>VE55KITCP020AB</b>	<b>VE55KITCP020TB</b>	
	5	<b>VE55KITCP010AB</b>	<b>VE55KITCP010TB</b>	
	6	<b>VE55KITCP050AB</b>	<b>VE55KITCP050TB</b>	

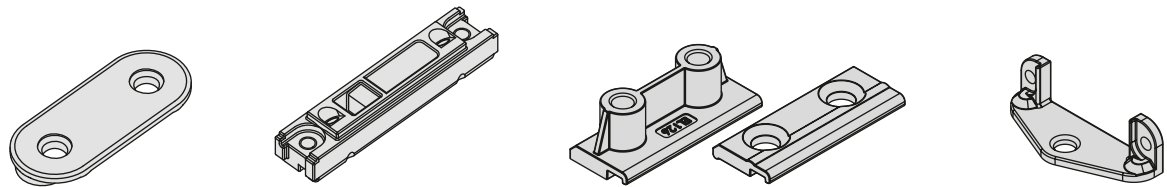
### Smove Hinge Kit

	Number of hinges per bag	Nickel-plated	Titanium	Kit composition
	2	<b>VE55KITCS040AB</b>	<b>VE55KITCS040TB</b>	1 Smove
	3	<b>VE55KITCS030AB</b>	<b>VE55KITCS030TB</b>	
	4	<b>VE55KITCS020AB</b>	<b>VE55KITCS020TB</b>	
	5	<b>VE55KITCS010AB</b>	<b>VE55KITCS010TB</b>	
	6	<b>VE55KITCS050AB</b>	<b>VE55KITCS050TB</b>	

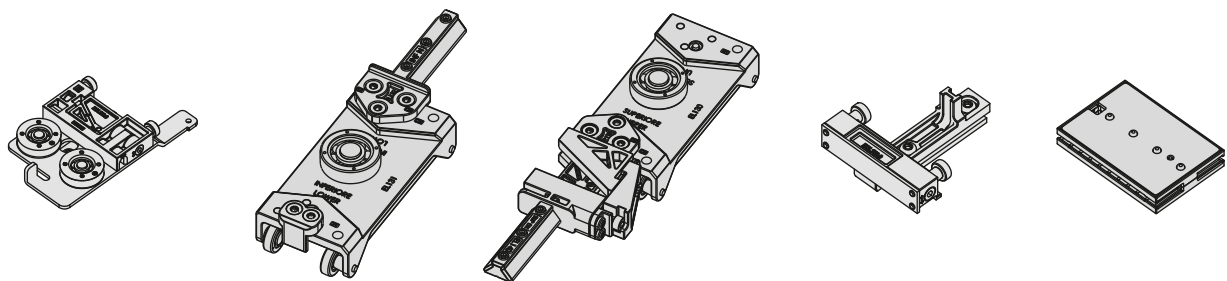
CA = sprung hinge

Package Contents

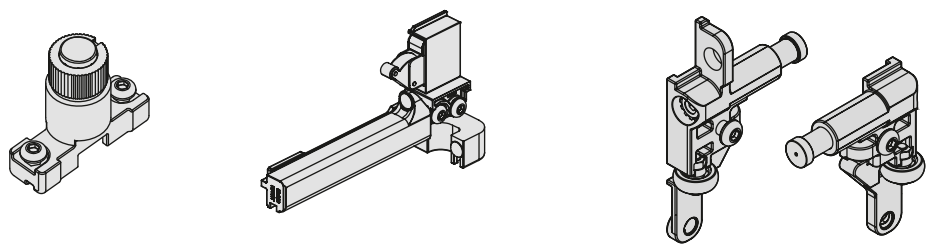
Fixing elements



Sliding elements



End elements



Profiles and counterweights

