



Lineabox^{Easy} - 3-Sided Under-sink drawer

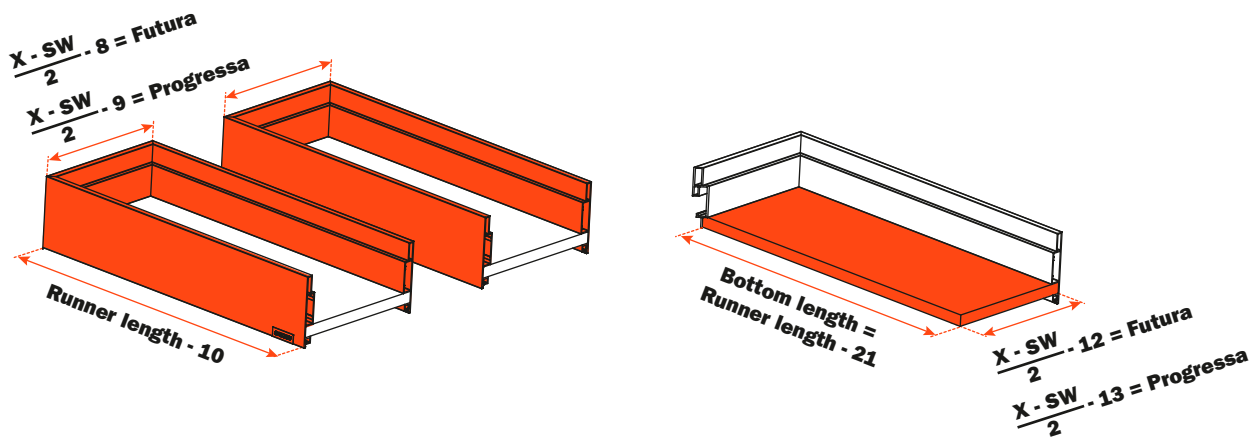
Lineabox Easy - 3-Sided - Under-sink drawer - H 101 mm



Lineabox Easy metal sides, wooden bottom.
Height of the side 101 mm - Internal height 72 mm.
For use with Progressa and Futura full-extension runners.







- Supplied in 3 metre length side and back profiles or cut to length
- The back can be modified according to the width of the cabinet
- Rapid assembly system, with no machinery needed
- Available template for the drilling of the drawer frontal (optional)
- Rapid mounting and removal of drawer frontal
- Height, sideways and depth adjustment of the drawer incorporated in the runner fixing clips
- Bottom thickness: 16 mm
- Material: aluminium
- Sides and back: 45° mitre cut end
- Finishes: White - Slate grey - Champagne - Stainless steel

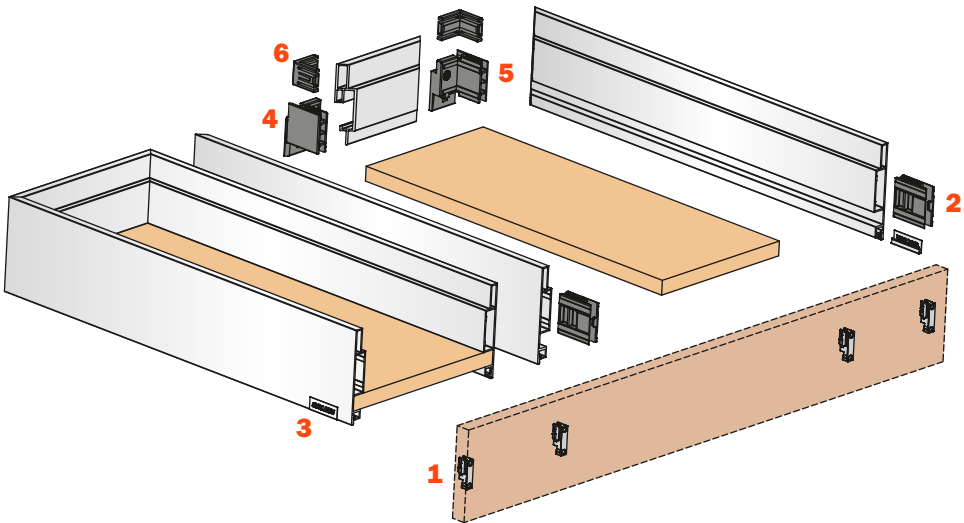
Setting of the back and the bottom of the drawer



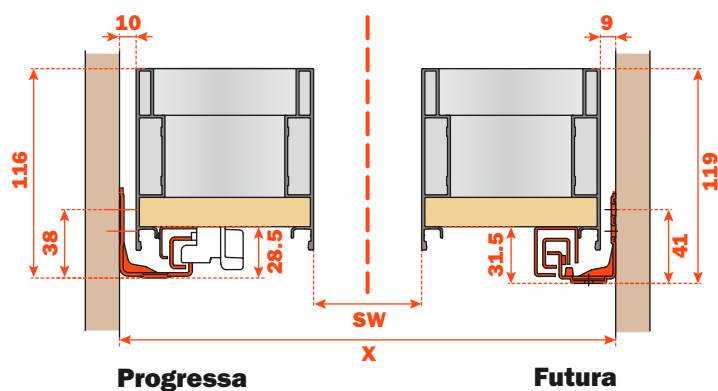
X = Internal width of the cabinet
SW = Width of the recess for under-sink

Elements of the drawer

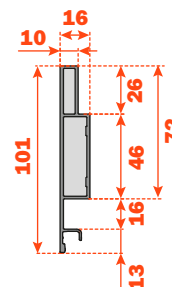
1 	SMGR12AGXA Screw-on frontal and back fixing SMGR12AGCA Knock-in frontal and back fixing	4 pcs.
2 	AMGPXA3 Frontal and back connecting fitting	4 pcs.
3 	SCCX83H9 (Nickel-plated) SCCX83H6 (Titanium) Cover cap with embossed logo SCXX83H9 (Nickel-plated) Cover cap with silk-screen printed logo	2 pcs.
4 	AMGPSP3 Left back connecting fitting	2 pcs.
5 	AMGPDP3 Right back connecting fitting	2 pcs.
6 	SMGP89P3MA Medium corner connector	4 pcs.



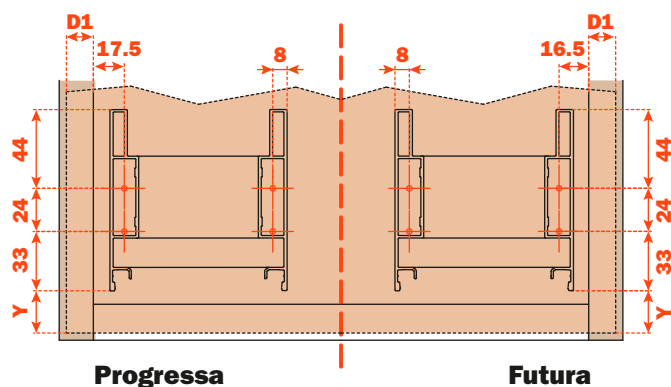
Dimensions



Dimensions of the metal side



Frontal drilling



D1 = Frontal overlay on side of the cabinet

Y = Distance from the lower edge of the frontal to the Lineabox Easy side

The drilling of the frontal can be done using the **AGDLXA6** template.

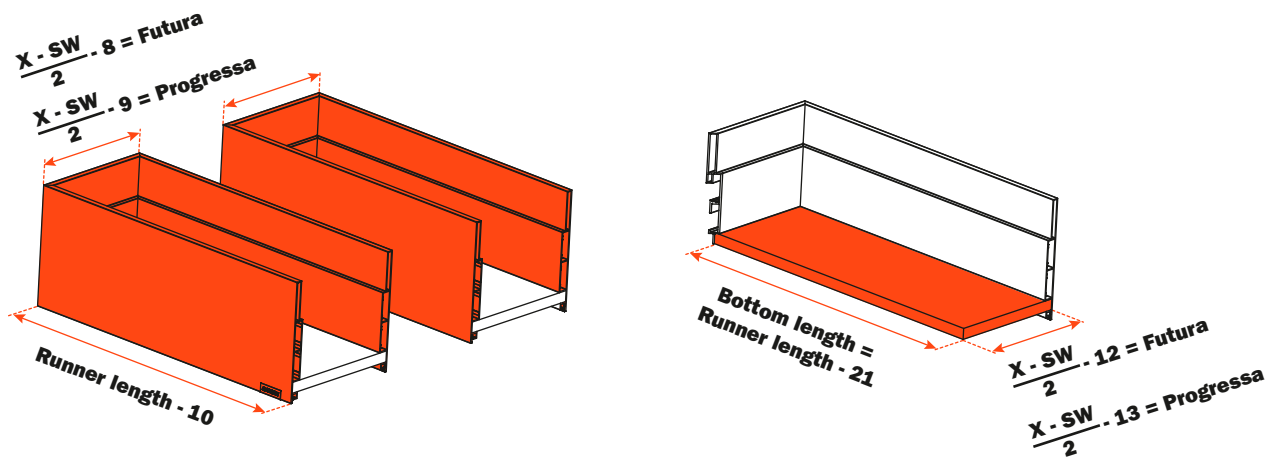
Lineabox Easy - 3-Sided - Under-sink drawer - H 178 mm



Lineabox Easy metal sides, wooden bottom.
Height of the side 178 mm - Internal height 149 mm.
For use with Progressa and Futura full-extension runners.







- Supplied in 3 metre length side and back profiles or cut to length
- The back can be modified according to the width of the cabinet
- Rapid assembly system, with no machinery needed
- Available template for the drilling of the drawer frontal (optional)
- Rapid mounting and removal of drawer frontal
- Height, sideways and depth adjustment of the drawer incorporated in the runner fixing clips
- Bottom thickness: 16 mm
- Material: aluminium
- Sides and back: 45° mitre cut end
- Finishes: White - Slate grey - Champagne - Stainless steel

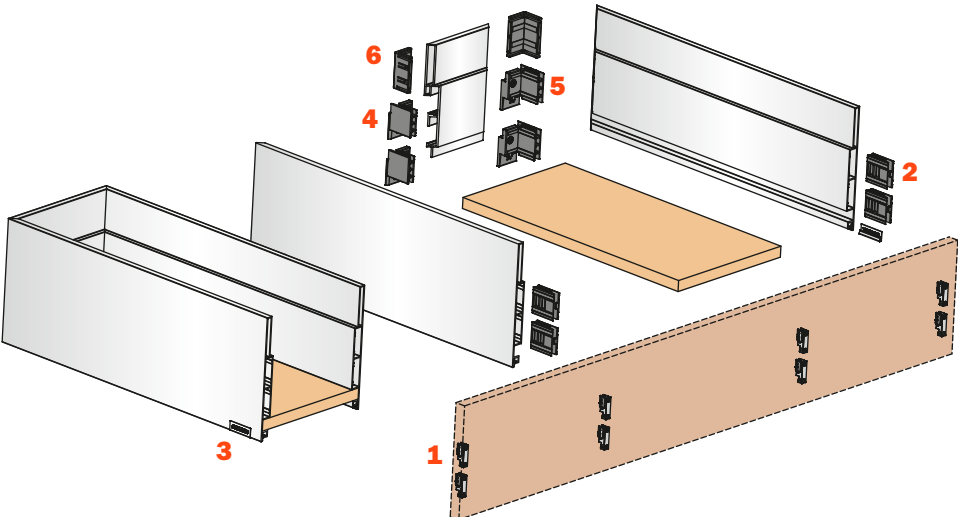
Setting of the back and the bottom of the drawer



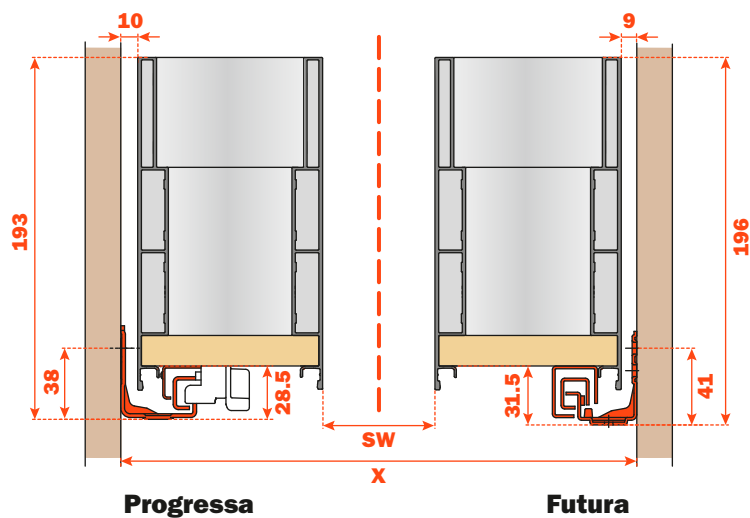
X = Internal width of the cabinet
SW = Width of the recess for under-sink

Elements of the drawer

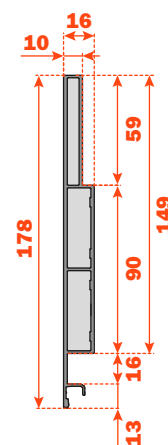
1 	SMGR12AGXA Screw-on frontal and back fixing SMGR12AGCA Knock-in frontal and back fixing	8 pcs.
2 	AMGPXA3 Frontal and back connecting fitting	8 pcs.
3 	SCCX83H9 (Nickel-plated) SCCX83H6 (Titanium) Cover cap with embossed logo SCXX83H9 (Nickel-plated) Cover cap with silk-screen printed logo	2 pcs.
4 	AMGPSP3 Left back connecting fitting	4 pcs.
5 	AMGPDP3 Right back connecting fitting	4 pcs.
6 	SMGP89P3AA High corner connector	4 pcs.



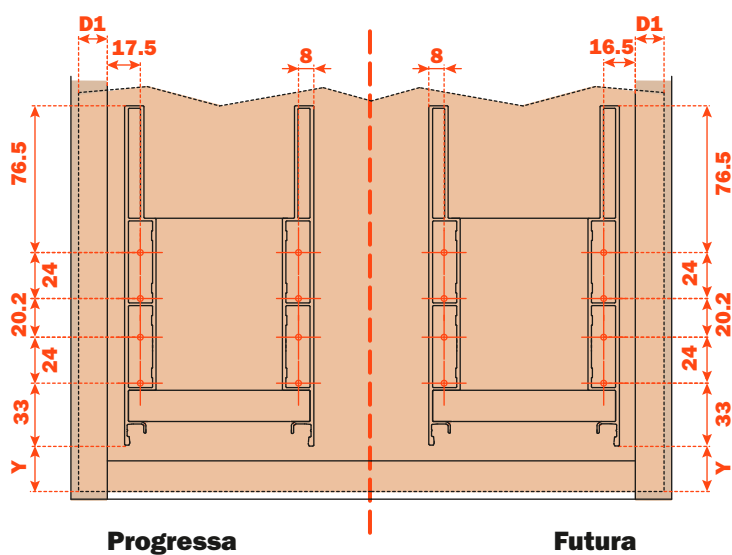
Dimensions



Dimensions of the metal side



Frontal drilling



D1 = Frontal overlay on side of the cabinet

Y = Distance from the lower edge of the frontal to the Lineabox Easy side

The drilling of the frontal can be done using the **AGDLXA6** template.

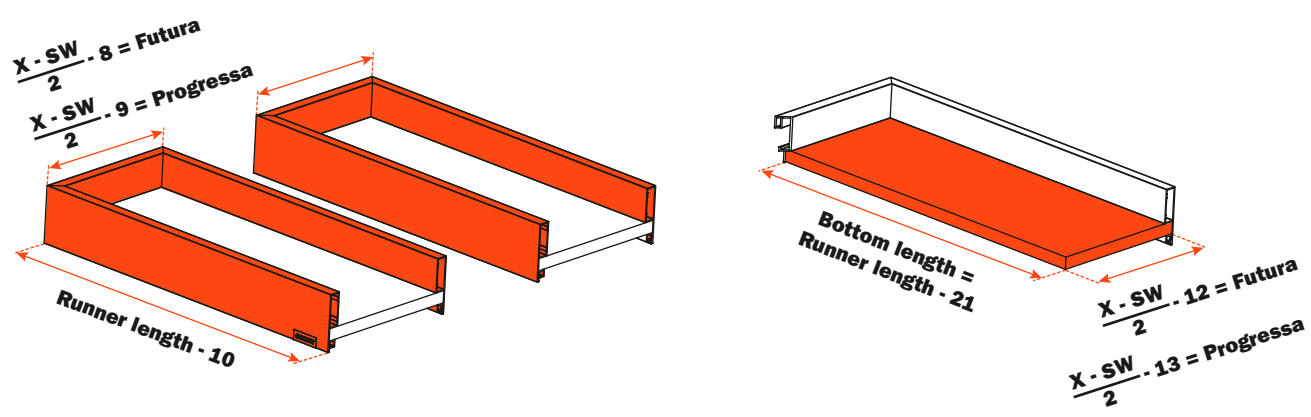
Lineabox Easy - 3-Sided - Under-sink drawer - H 75 mm



Lineabox Easy metal sides, wooden bottom.
Height of the side 75 mm - Internal height 46 mm.
For use with Progressa and Futura full-extension runners.






- Supplied in 3 metre length side and back profiles or cut to length
- The back can be modified according to the width of the cabinet
- Rapid assembly system, with no machinery needed
- Available template for the drilling of the drawer frontal (optional)
- Rapid mounting and removal of drawer frontal
- Height, sideways and depth adjustment of the drawer incorporated in the runner fixing clips
- Bottom thickness: 16 mm
- Material: aluminium
- Sides and back: 45° mitre cut end
- Finishes: White - Slate grey - Champagne - Stainless steel

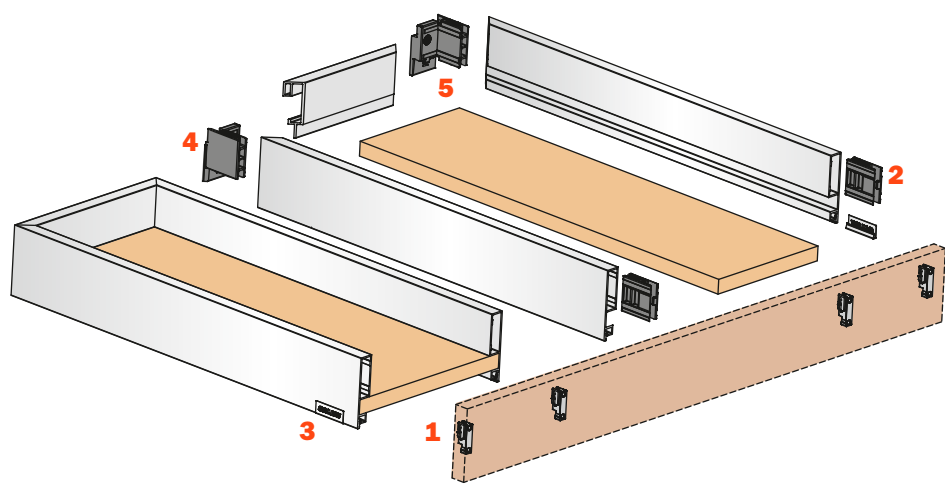
Setting of the back and the bottom of the drawer



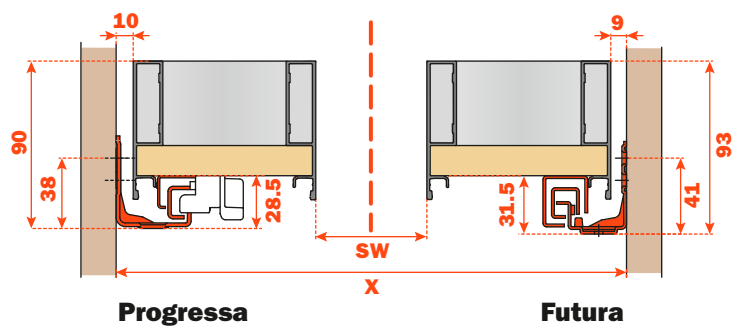
X = Internal width of the cabinet
SW = Width of the recess for under-sink

Elements of the drawer

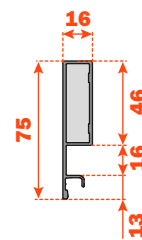
1 	SMGR12AGXA Screw-on frontal and back fixing SMGR12AGCA Knock-in frontal and back fixing	4 pcs.
2 	AMGPXA3 Frontal and back connecting fitting	4 pcs.
3 	SCCX83H9 (Nickel-plated) SCCX83H6 (Titanium) Cover cap with embossed logo SCXX83H9 (Nickel-plated) Cover cap with silk-screen printed logo	2 pcs.
4 	AMGPSP3 Left back connecting fitting	4 pcs.
5 	AMGPDP3 Right back connecting fitting	4 pcs.



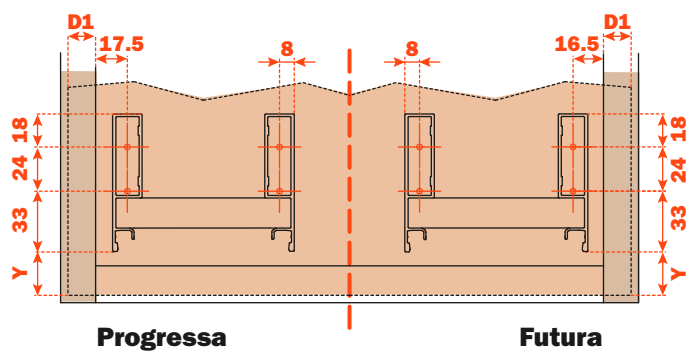
Dimensions



Dimensions of the metal side



Frontal drilling



D1 = Frontal overlay on side of the cabinet

Y = Distance from the lower edge of the frontal to the Lineabox Easy side

The drilling of the frontal can be done using the **AGDLXA6 template**.