



## **Progressa+** **Shelf Smove**

## Progressa<sup>+</sup> - Concealed undermount Shelf runner - Full-extension Shelf Smove

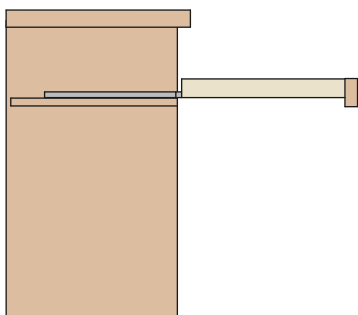


**Full-extension runner attached to the shelf by clips.**

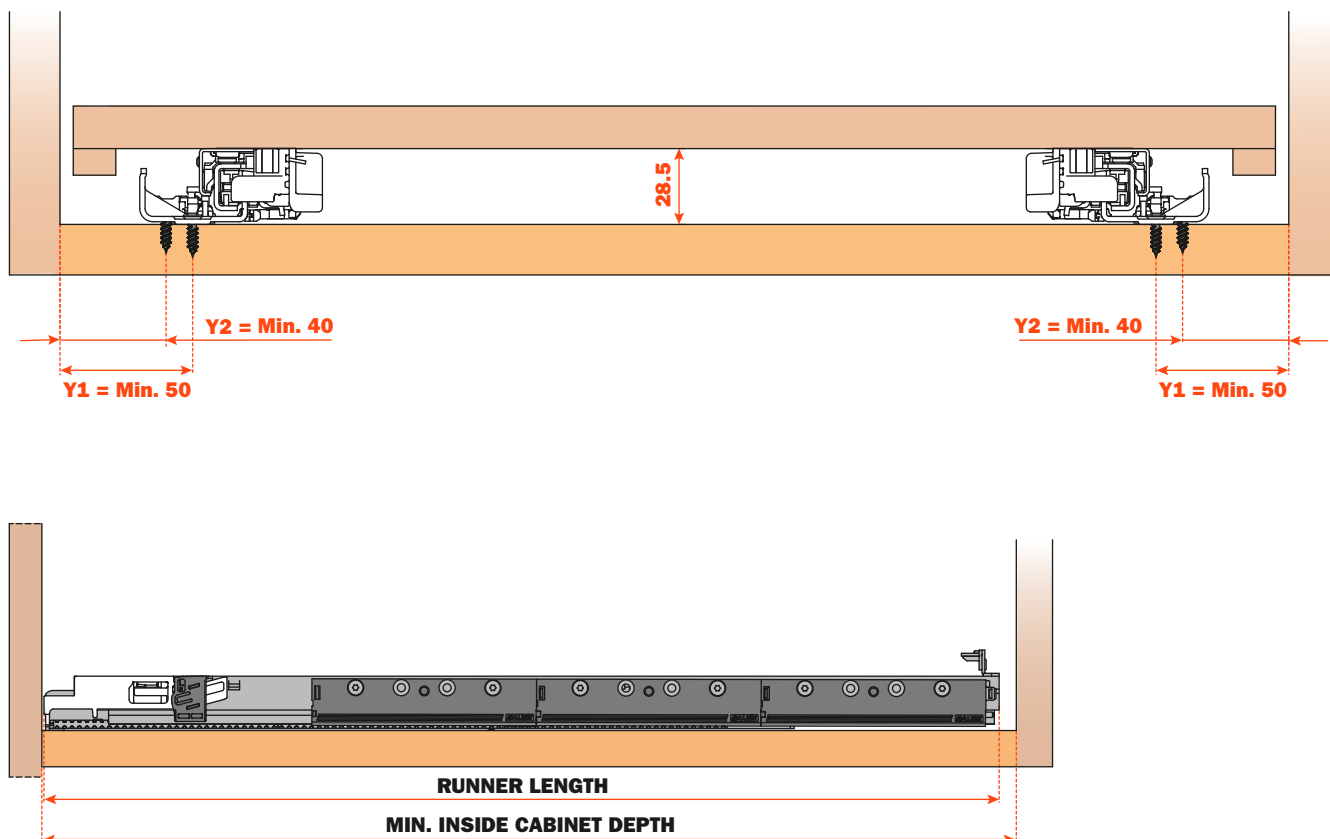
**Smove: soft closing mechanism, fully integrated into the drawer runner.**

### Product features


- 50 kg Dynamic load capacity
- Full extension with a synchronized mechanism
- Available in lengths ranging from 350 mm to 500 mm in 50 mm increments
- Enhanced smooth soft closing action
- Safety system that prevents the shelves from turning over
- Tool free height adjustments +2.5 mm
- Tool free depth adjustments +/- 3 mm
- Tool free side adjustments +/- 1.5 mm
- Finish: bright zinc-plated
- 100% Made in Italy





### Dimensions



Part number



BASIC PART NUMBER	RUNNER LENGTH (LN) mm	MIN. DEPTH OF THE CABINET (PM) mm
G7E6R350XXF6	350	360
G7E6R400XXF6	400	410
G7E6R450XXF6	450	460
G7E6R500XXF6	500	510



**AFCGXX3B**  
Right and left

PACKING  
2 boxes = 100 pcs right and 100 pcs left



**AFCEX56B**  
Right and left

PACKING  
2 boxes = 100 pcs right and 100 pcs left