



## **Progressa Smove**

## Progressa - Full extension runner for 13 mm to 16 mm drawer material thickness Smove

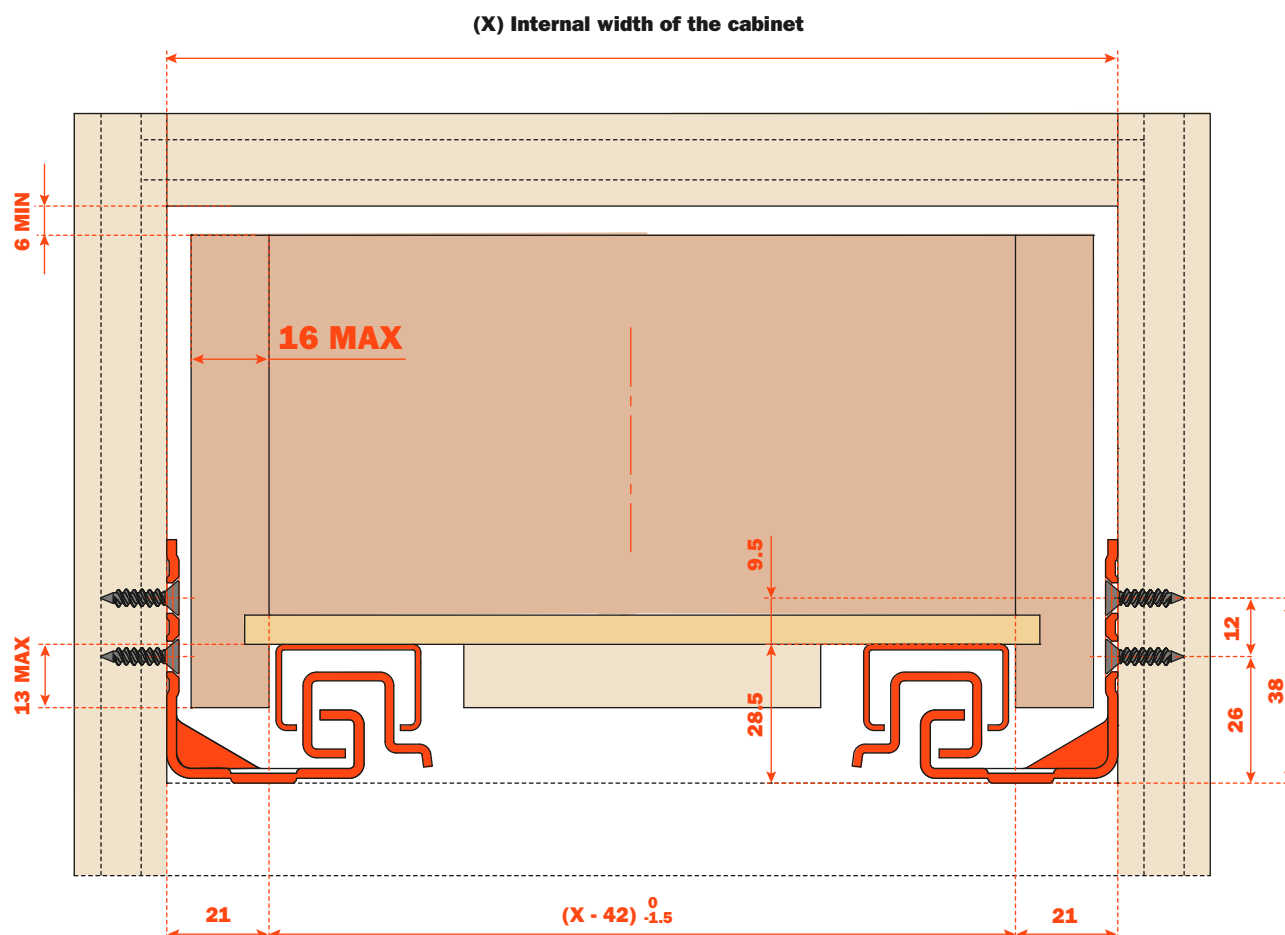


### SMOVE: SOFT CLOSE MECHANISM FULLY INTEGRATED INTO THE DRAWER RUNNER

#### Product features

- 45 Kg Dynamic load capacity
- Available in lengths ranging from 250 mm to 550 mm in 50 mm increments
- Full extension with a synchronized mechanism
- Enhanced smooth soft closing action
- Elongated holes for depth and height adjustment
- Adjustable clips allow for easy drawer insertion and removal
- Tool free height adjustments + 2.5 mm
- Tool free depth adjustments +/- 3 mm
- Tool free side adjustments +/- 1.5 mm
- Optional tool free tilt adjustment +3 mm
- 13 mm to 16 mm drawer material thickness
- Compatible with Lineabox Easy drawers
- Finish: bright zinc-plated
- 100% Made in Italy



## Dimensions



Part number



BASIC PART NUMBER	RUNNER LENGTH (LN) mm	MIN. DEPTH OF THE CABINET (PM) mm
G5E6S250XXF6	250	267
G5E6S300XXF6	300	310
G5E6S350XXF6	350	360
G5E6S400XXF6	400	410
G5E6S450XXF6	450	460
G5E6S500XXF6	500	510
G5E6S550XXF6	550	560



**AFCGXX3B**  
Right and left

PACKING  
2 boxes = 100 pcs right and 100 pcs left



**AFCEX56B**  
Right and left

PACKING  
2 boxes = 100 pcs right and 100 pcs left

## Progressa - Full extension runner for 18-19 mm drawer material thickness Smove

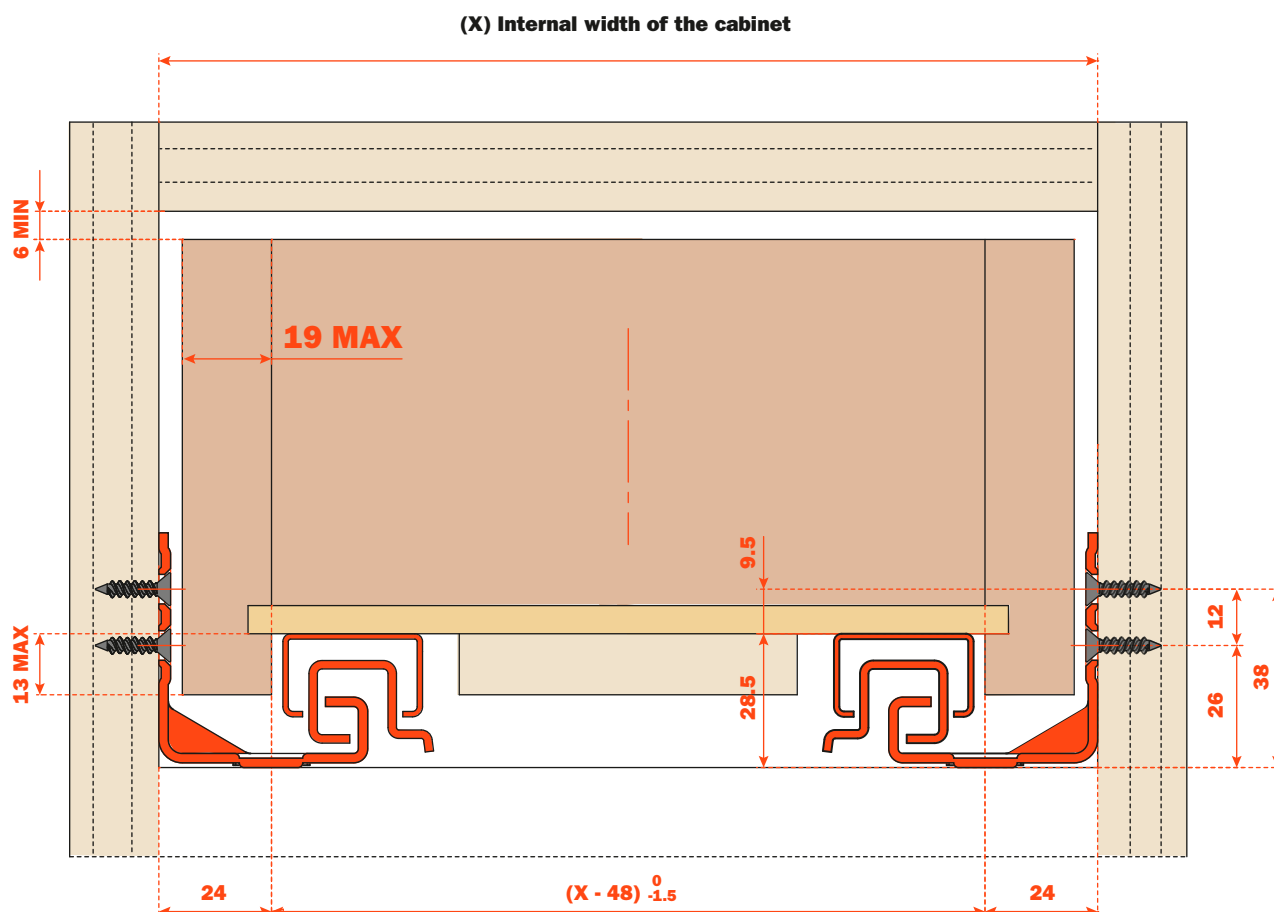


### SMOVE: SOFT CLOSE MECHANISM FULLY INTEGRATED INTO THE DRAWER RUNNER


#### Product features

- 45 Kg Dynamic load capacity
- Available in lengths ranging from 350 mm to 550 mm in 50 mm increments
- Full extension with a synchronized mechanism
- Enhanced smooth soft closing action
- Elongated holes for depth and height adjustment
- Adjustable clips allow for easy drawer insertion and removal
- Tool free height adjustments + 2.5 mm
- Tool free depth adjustments +/- 3 mm
- Tool free side adjustments +/- 1.5 mm
- Optional tool free tilt adjustment +3 mm
- 18-19 mm drawer material thickness
- Compatible with Lineabox Easy drawers
- Finish: bright zinc-plated
- 100% Made in Italy



## Dimensions



Part number



BASIC PART NUMBER	RUNNER LENGTH (LN) mm	MIN. DEPTH OF THE CABINET (PM) mm
G5E9S350XXF6	350	360
G5E9S400XXF6	400	410
G5E9S450XXF6	450	460
G5E9S500XXF6	500	510
G5E9S550XXF6	550	560



**AFCGXX3B**  
Right and left

PACKING  
2 boxes = 100 pcs right and 100 pcs left



**AFCEX56B**  
Right and left

PACKING  
2 boxes = 100 pcs right and 100 pcs left