



Progressa Smove

Progressa - Full extension runner for 13 mm (1/2") to 16 mm (5/8") drawer material thickness Smove

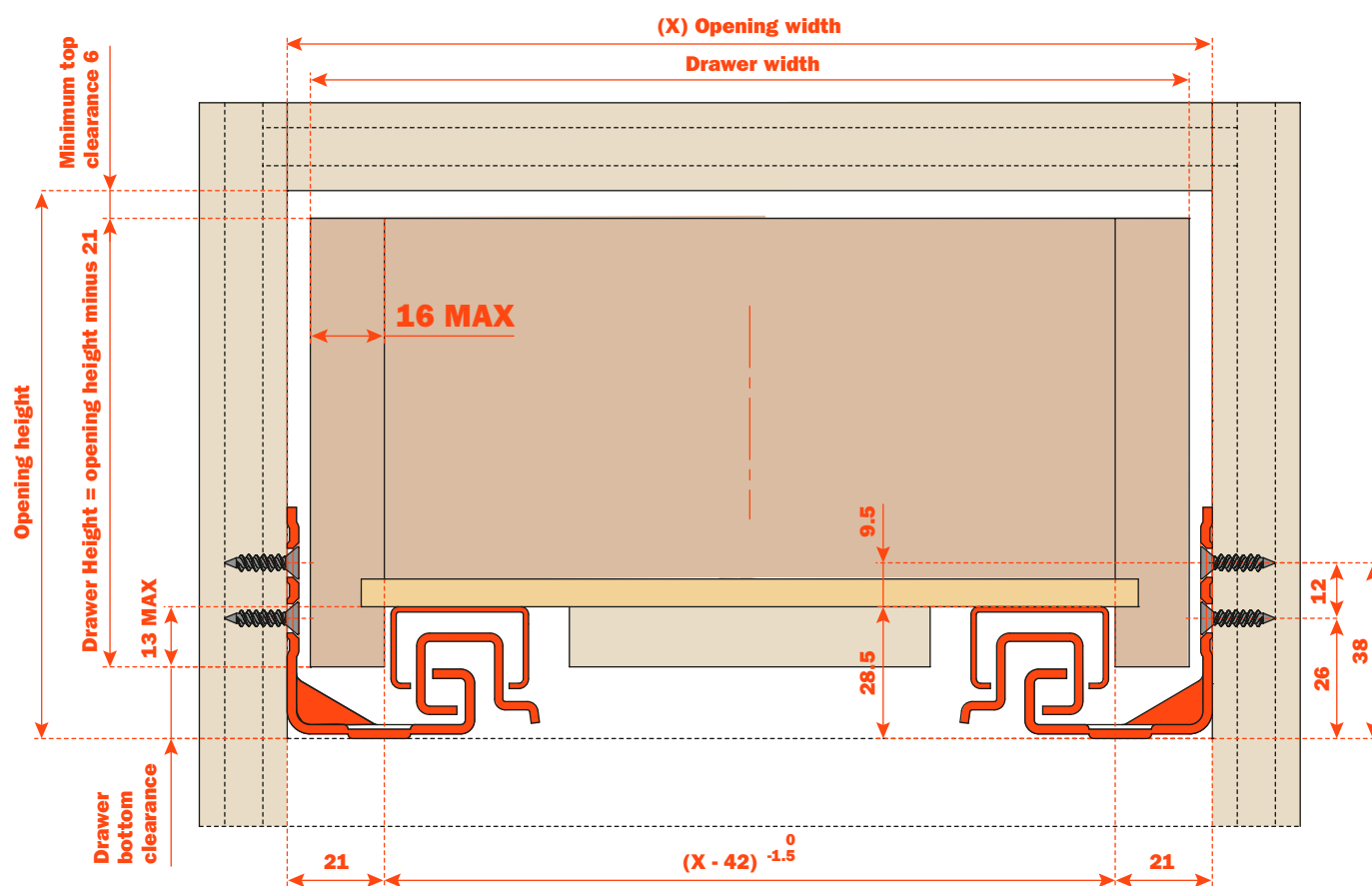


SMOVE: SOFT CLOSE MECHANISM FULLY INTEGRATED INTO THE DRAWER RUNNER

Product features

- 45 Kg Dynamic load capacity
- Available in lengths ranging from 250 mm to 550 mm in 50 mm increments
- Full extension with a synchronized mechanism
- Enhanced smooth soft closing action
- Elongated holes for depth and height adjustment
- Adjustable clips allow for easy drawer insertion and removal
- Tool free height adjustments + 2.5 mm
- Tool free depth adjustments +/- 3 mm
- Tool free side adjustments +/- 1.5 mm
- Meets and exceeds Ansi BHMA A156.9-2020 Grade 1 standard
- Optional tool free tilt adjustment +3 mm
- 13 mm (1/2") to 16 mm (5/8") drawer material thickness
- Compatible with Lineabox drawers
- Finish: bright zinc-plated
- 100% Made in Italy

Dimensions



CALCULATION FORMULA FOR OUTSIDE DRAWER WIDTH

For drawer side thickness of	16 mm (5/8")	15 mm (19/32")	14 mm (9/16")	13 mm (1/2")	12 mm (7/16")
Deduct from inside cabinet width	10 mm (3/8")	12 mm (7/16")	14 mm (9/16")	16 mm (5/8")	18 mm (21/32")



Example: For a 15" inside cabinet width and a 5/8" thick drawer, subtract 3/8" from the inside width of 15" = 14-5/8" drawer width.

Note: Drawer side material thickness may vary. Make sure you take precise measurements when calculating outside drawer width using the table above. Inside drawer width must equal opening width minus 42 mm (1-21/32") for Progressa runners to align and function optimally.

Part number



BASIC PART NUMBER	RUNNER LENGTH (LN) mm	MIN. DEPTH OF THE CABINET (PM) mm
G5E6S250XXF6	250	267
G5E6S300XXF6	300	310
G5E6S350XXF6	350	360
G5E6S400XXF6	400	410
G5E6S450XXF6	450	460
G5E6S500XXF6	500	510
G5E6S550XXF6	550	560



AFCGX3B
Right and left

PACKAGING:
2 boxes = 100 pcs right and 100 pcs left



AFCEX56B
Right and left

PACKAGING:
2 boxes = 100 pcs right and 100 pcs left