



Progressa+ Shelf Smove

Progressa+ - Concealed undermount Shelf runner - Full-extension Shelf Smove

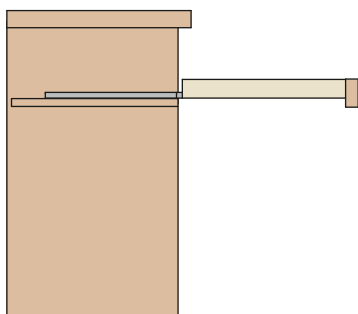


Full-extension runner attached to the shelf by clips.

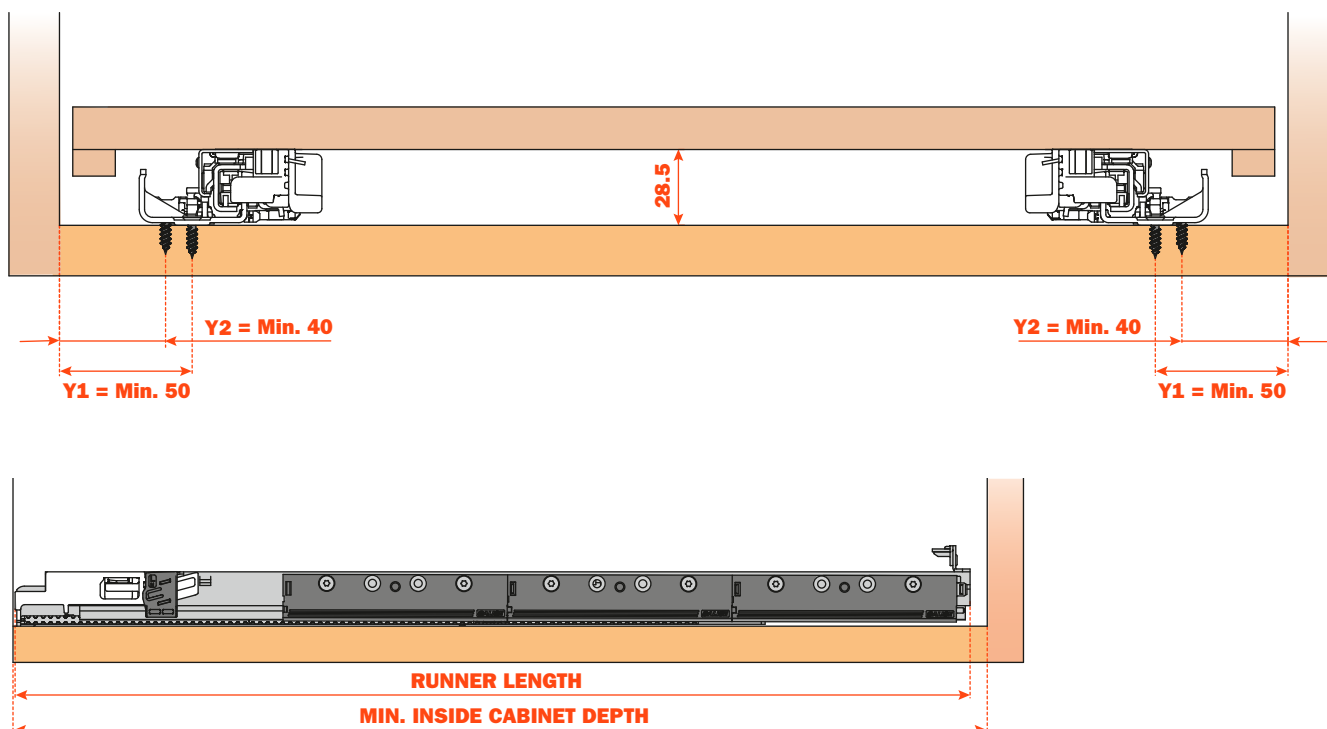
Smove: soft closing mechanism, fully integrated into the drawer runner.

Product features

- 70 kg Dynamic load capacity
- Full extension with a synchronized mechanism
- Available in lengths ranging from 350 mm to 500 mm in 50 mm increments
- Enhanced smooth soft closing action
- Safety system that prevents the shelves from turning over
- Tool free height adjustments +2.5 mm
- Tool free depth adjustments +/- 3 mm
- Tool free side adjustments +/- 1.5 mm
- Finish: bright zinc-plated
- 100% Made in Italy




Dimensions



Part number



BASIC PART NUMBER	RUNNER LENGTH (LN) mm	MIN. DEPTH OF THE CABINET (PM) mm
G7E6R350XXF6	350	360
G7E6R400XXF6	400	410
G7E6R450XXF6	450	460
G7E6R500XXF6	500	510



AFCGXX3B
Right and left

PACKAGING
2 boxes = 100 pcs right and 100 pcs left



AFCEX56B
Right and left

PACKAGING
2 boxes = 100 pcs right and 100 pcs left