



Progressa+ Shelf Smove

Progressa+ - Concealed undermount Shelf runner - Full-extension Shelf Smove

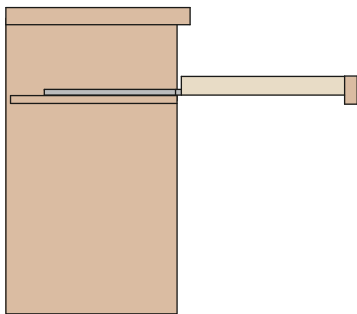


Full-extension runner attached to the shelf by clips.

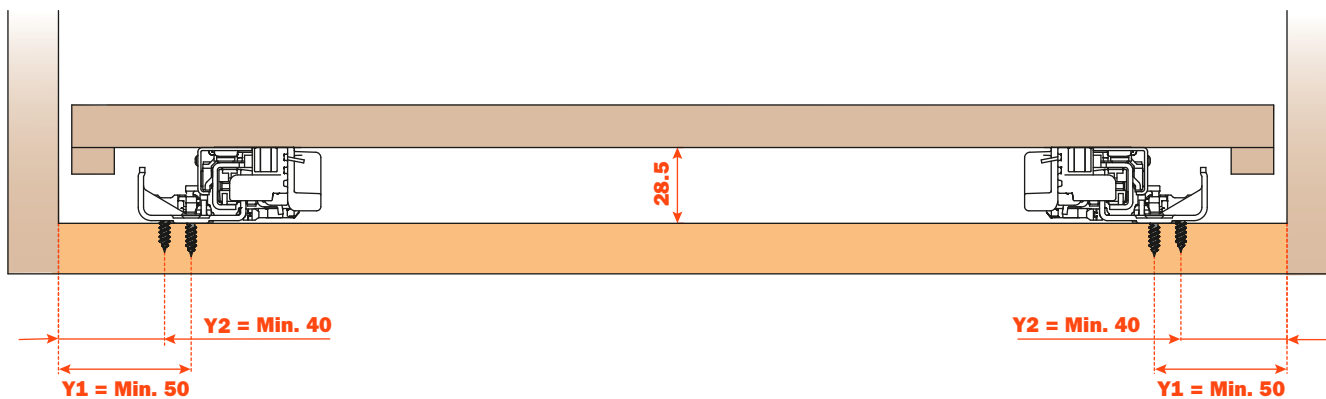
Smove: soft closing mechanism, fully integrated into the drawer runner.

Product features

- 170 Lbs Static load capacity
- Full extension with a synchronized mechanism
- Available in 14" to 20" length
- Enhanced smooth soft closing action
- Safety system that prevents the shelves from turning over
- Tool free height adjustments ± 2.5 mm
- Tool free depth adjustments ± 3 mm
- Tool free side adjustments ± 1.5 mm
- Finish: bright zinc-plated
- 100% Made in Italy



Dimensions



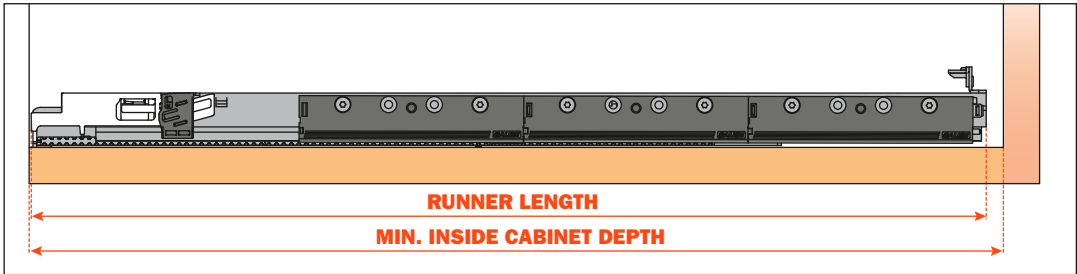


Assemblies on bottom, can be used in any quantities to improve action

AFCGXX3B
(right and left)



AFCEX56B
(right and left)



PART NUMBER	RUNNER LENGTH (LN)	MIN. CABINET DEPTH (PM)
G7E6R350XXF6	350 mm	360 mm
G7E6R400XXF6	400 mm	410 mm
G7E6R450XXF6	450 mm	460 mm
G7E6R500XXF6	500 mm	510 mm