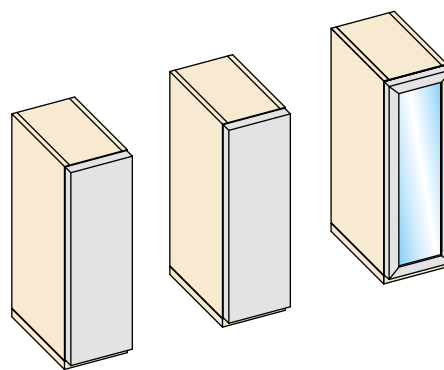




**Conecta • Assembly • Single application with independent structures, holder DQG3B**



Fix the holder to the cabinet side using the woodscrews



Fully insert the hinge into the holder



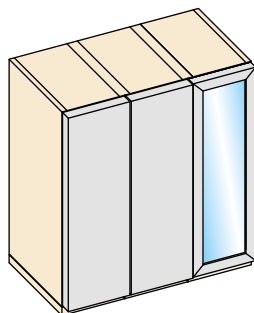
Once fully inserted, lock the hinge into place using the back cam



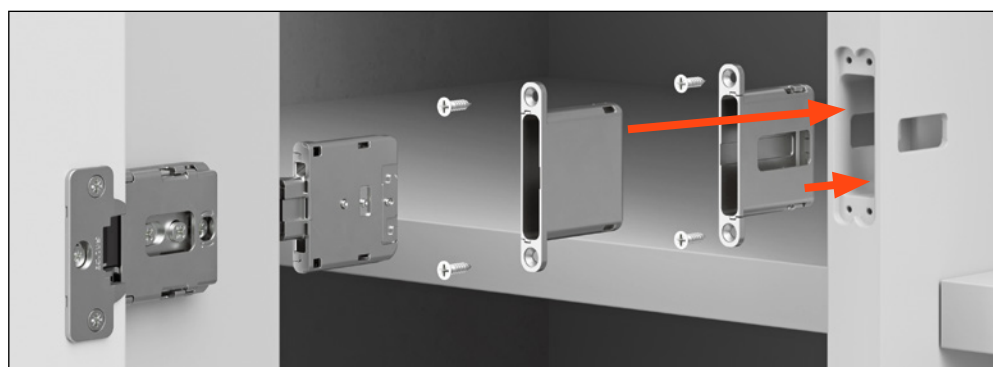
Apply the flange and the screw cover caps




## Application with double side, holder DQG3B




Fix the holders to the cabinet side using the woodscrews



Fully insert the hinges into the holders



Once fully inserted, lock the hinges into place using the back cam



Apply the flange and the screw cover caps

