
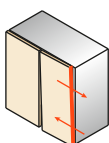



Conecta - Regolazioni • Contenitore DQG5B


Regolazione laterale cerniera
per anta in legno:
da -1 a +2



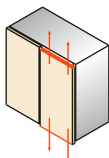

Regolazione laterale cerniera
per anta con telaio in alluminio:
da -2 a +0,5




Regolazione verticale cerniera
per anta in legno:
da -2,5 a +2,5



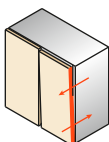

Regolazione verticale cerniera
per anta con telaio in alluminio:
da -2,5 a +2,5



Regolazione frontale cerniera
per anta in legno:
da 0 a +3




Regolazione frontale cerniera
per anta con telaio in alluminio:
da 0 a +3

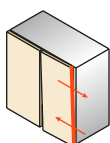



Contenitore DQG3B


Regolazione laterale cerniera
per anta in legno:
da -1 a +2



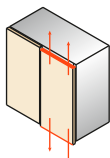

Regolazione laterale cerniera
per anta con telaio in alluminio:
da -2 a +0,5




Regolazione verticale cerniera
per anta in legno:
da -2,5 a +2,5



Regolazione verticale cerniera
per anta con telaio in alluminio:
da -2,5 a +2,5



Regolazione frontale cerniera
per anta in legno:
da 0 a +3



Regolazione frontale cerniera
per anta con telaio in alluminio:
da 0 a +3

