




Conecta • Montagem • Aplicação simples base DQG3B


Montar a base na lateral
fixando-as com os parafusos
para madeira



Inserir completamente a
dobradiça na base



Uma vez inserida completamente,
fixe a dobradiça através do
excêntrico posterior

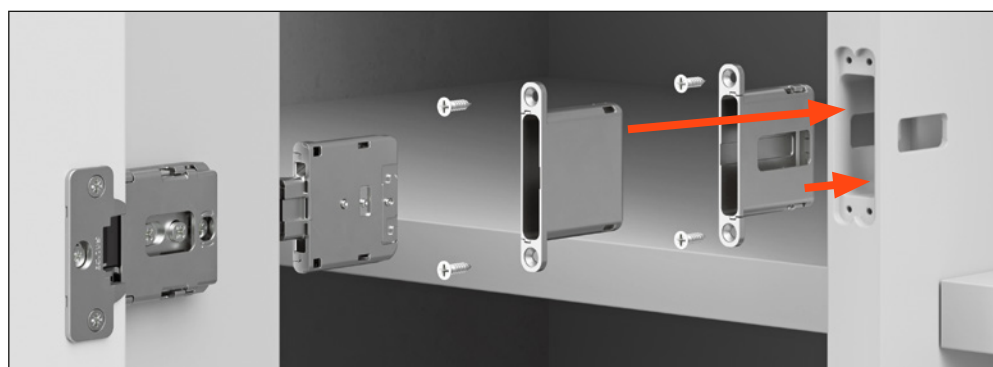


Aplicar as placas cobre flange
e cobre parafusos




Aplicação dupla base DQG3B


Montar as bases na lateral fixando-os com os parafusos para madeira



Inserir completamente as dobradiças nas bases



Uma vez inseridas completamente, fixe as dobradiças através do excêntrico posterior



Aplicar as placas cobre parafusos e cobre flange

