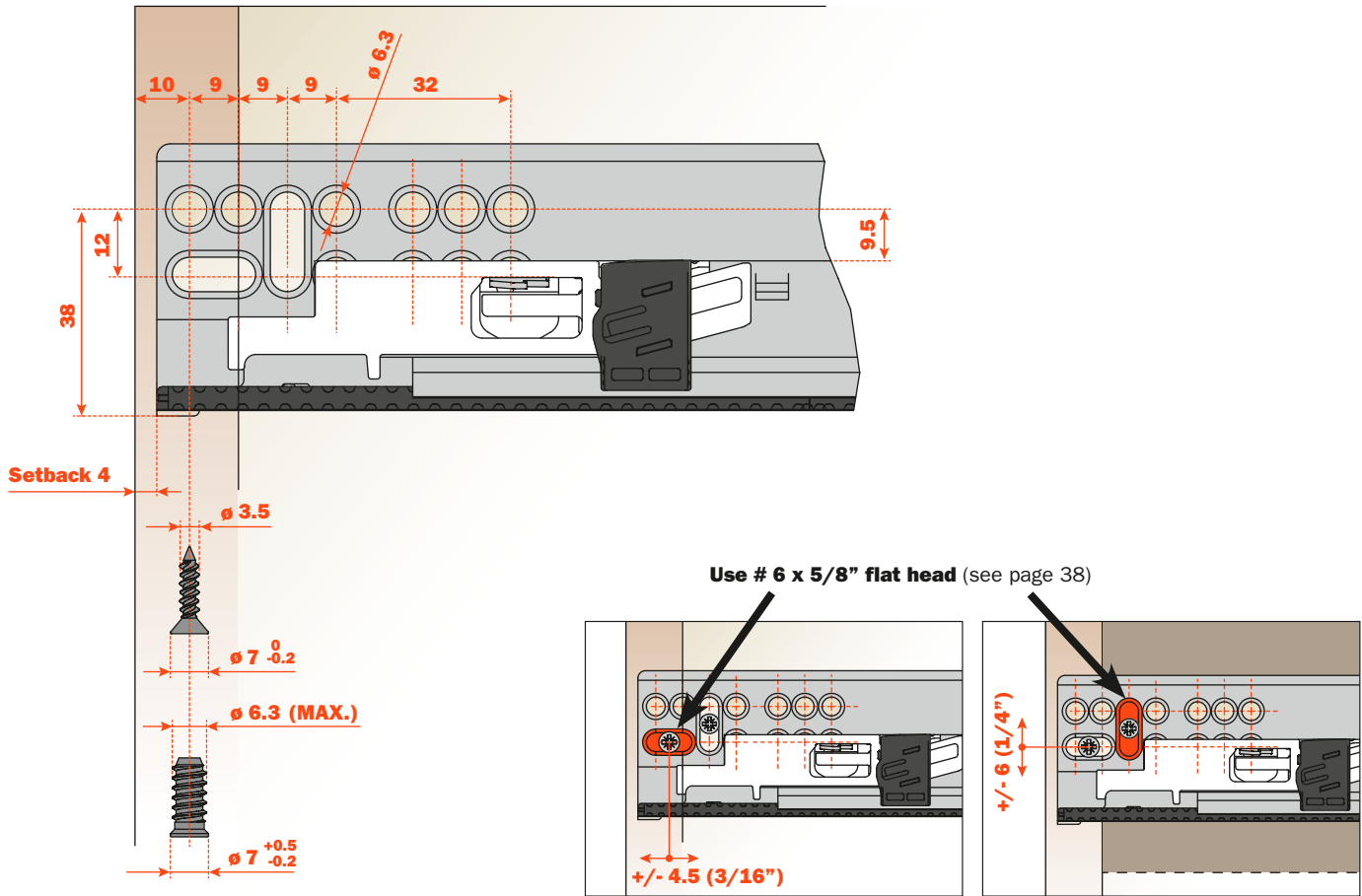


Slide installation

Mounting full-extension runner on cabinet side

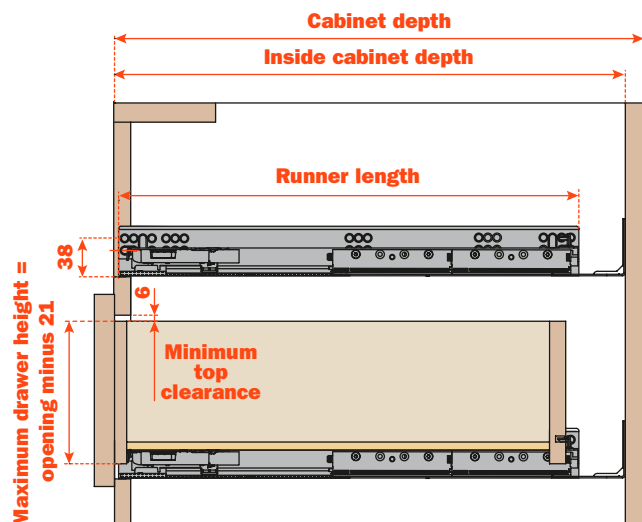


See **screws**, page 38.

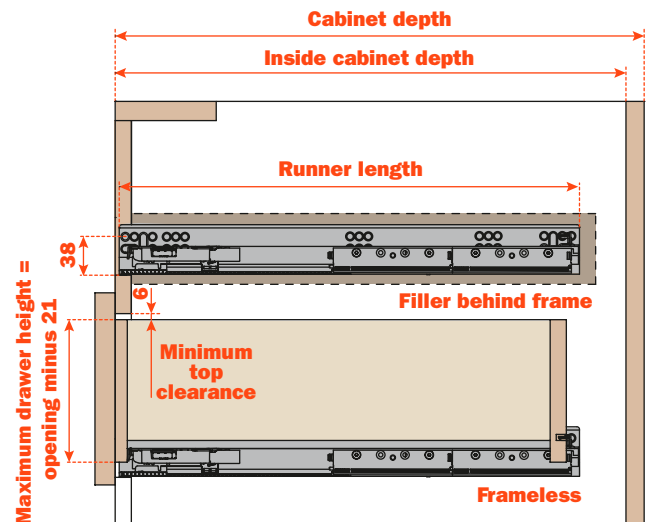
Elongated holes are for ± 4.5 (3/16") **depth adjustment** only. Additional screws must be used to secure the runner to the cabinet.

Elongated holes are for ± 6 (1/4") **vertical adjustment** only. Additional screws must be used to secure the runner to the cabinet. Only with frameless application or face frame application with filler.

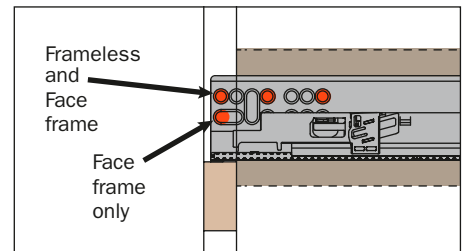
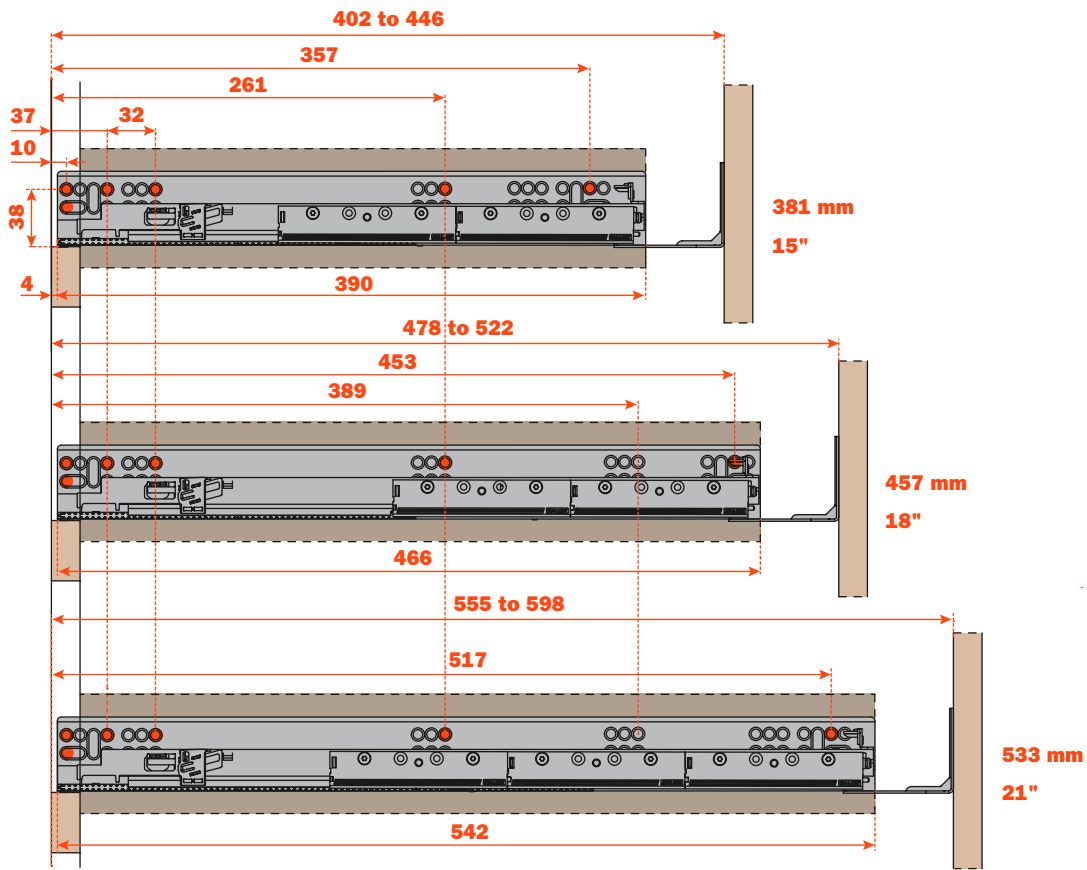
Drawer slide assembly Face frame application without filler behind frame



Drawer slide assembly Face frame application with filler behind frame Frameless application

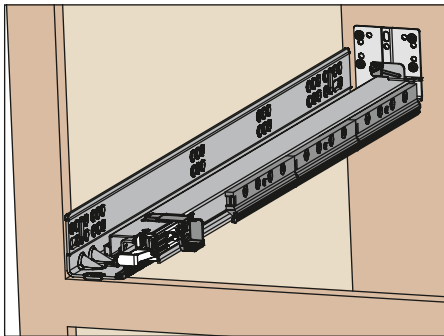


Drilling patterns - Standard face frame cabinet member

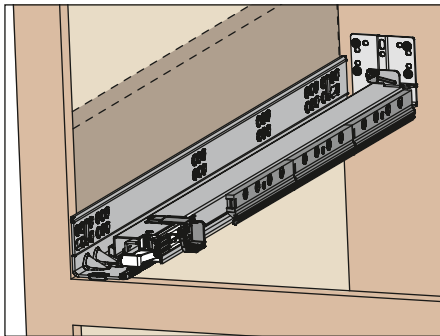


Note: orange dots indicate fixing screw locations and quantity to meet load ratings.

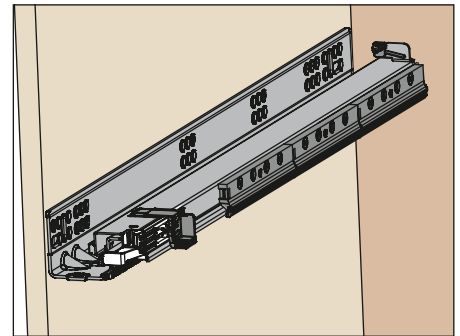
Mounting to the cabinet side - Runner lengths 381, 457 and 533 mm



Face frame application without filler behind frame



Face frame application with filler behind frame

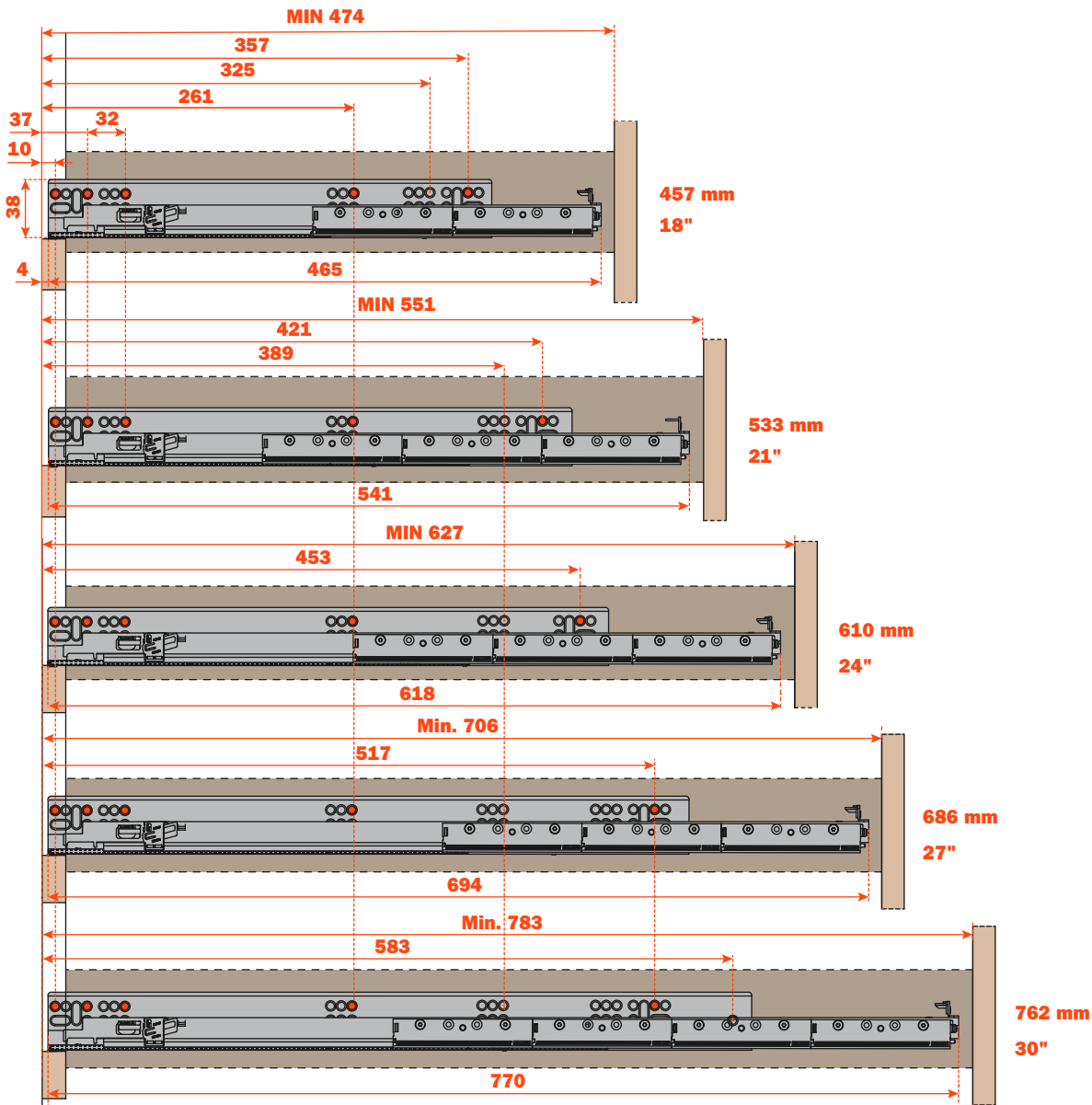


Frameless application

Use of rear sockets for any load above 75 Lbs is not recommended

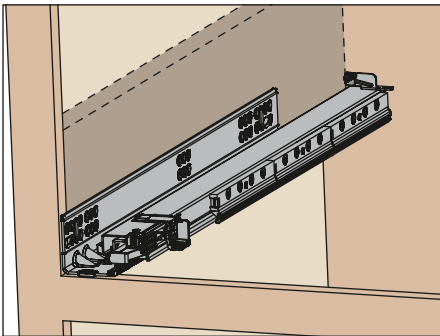
Sockets and brackets can be used for the correct alignment of the runners before fixing to the cabinet side.

Drilling patterns - Short version cabinet member

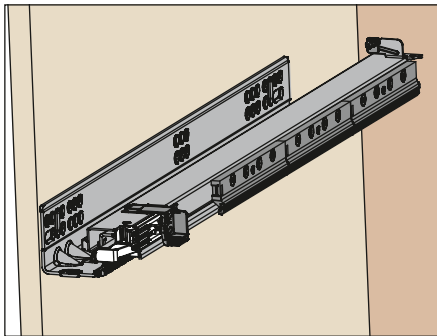


Note: orange dots indicate fixing screw locations and quantity to meet load ratings.

Mounting to the cabinet side - Runner lengths 457, 533, 610, 686 and 762 mm



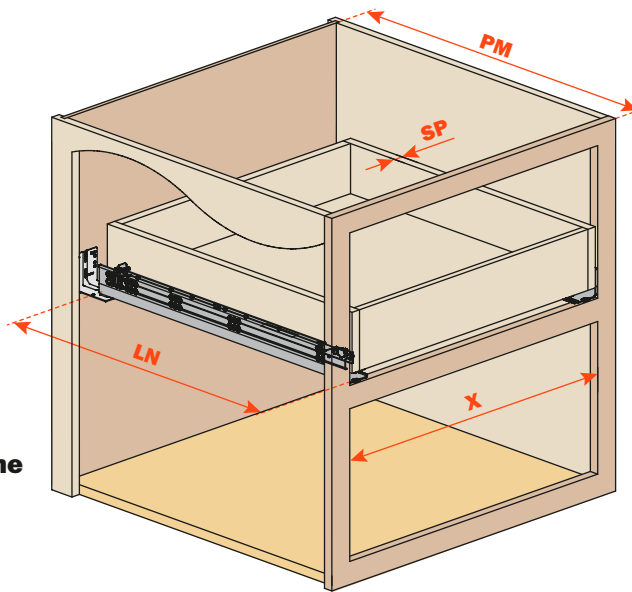
Face frame application with filler behind frame



Frameless application

Use of at least 4 fixing screws to the side is highly recommended. For these runner lengths rear brackets and sockets cannot be used. Cabinet sides must be blocked. On longer lengths load capacity may vary.

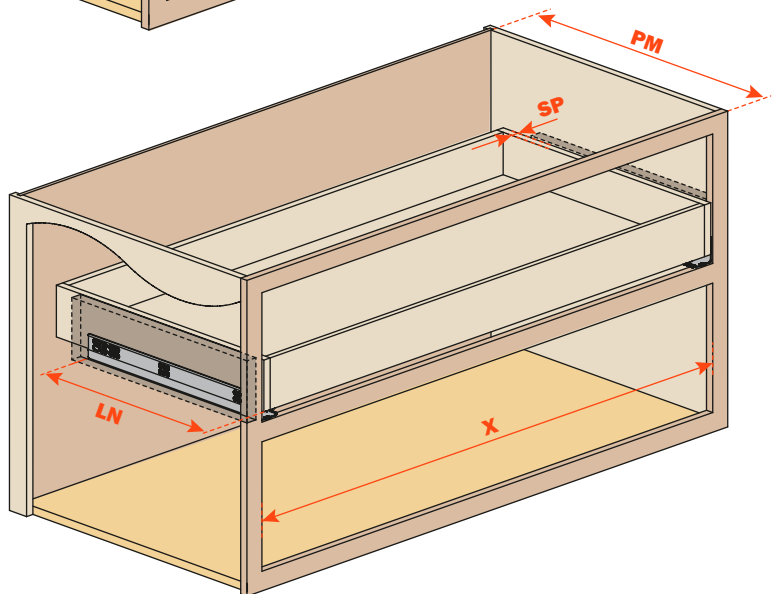
Technical information - Drawer settings



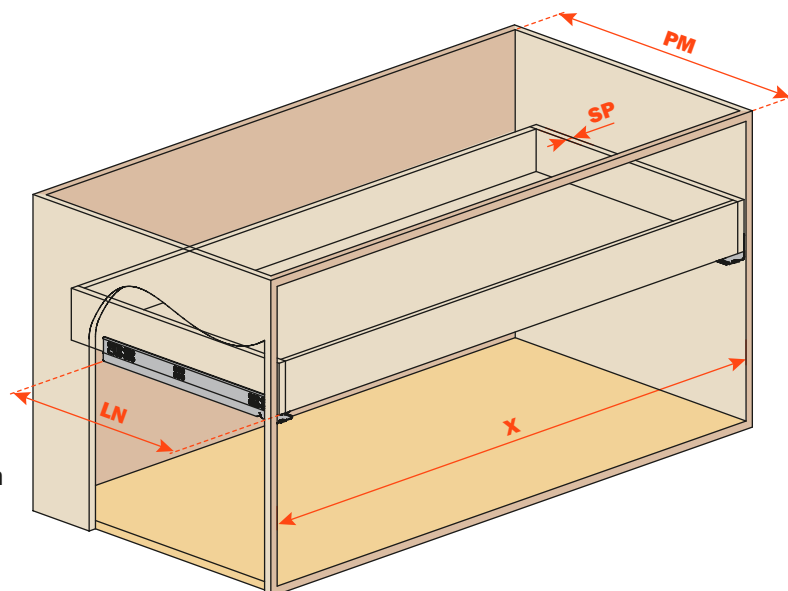
**Face frame application
without filler behind frame**

**DRAWER SETTING
ABBREVIATIONS:**

- SP** = Drawer side thickness
- LN** = Nominal runner length
- PM** = Cabinet depth
- X** = Cabinet internal width
- LC** = Drawer length



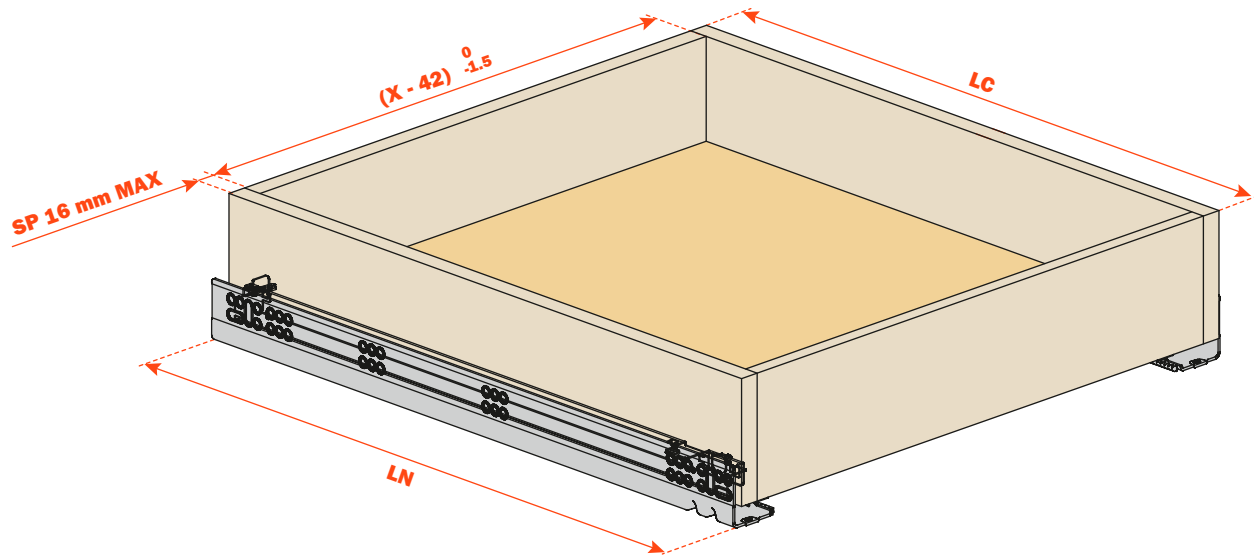
**Face frame application
with filler behind frame**



Frameless application

Drawer dimensions and drilling

Full-extension runner for 12 mm (1/2") to 16 mm (5/8") drawer material

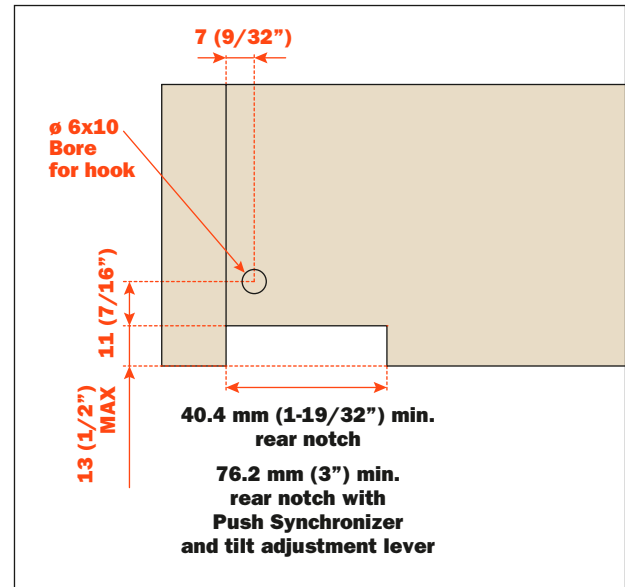


Rear hook

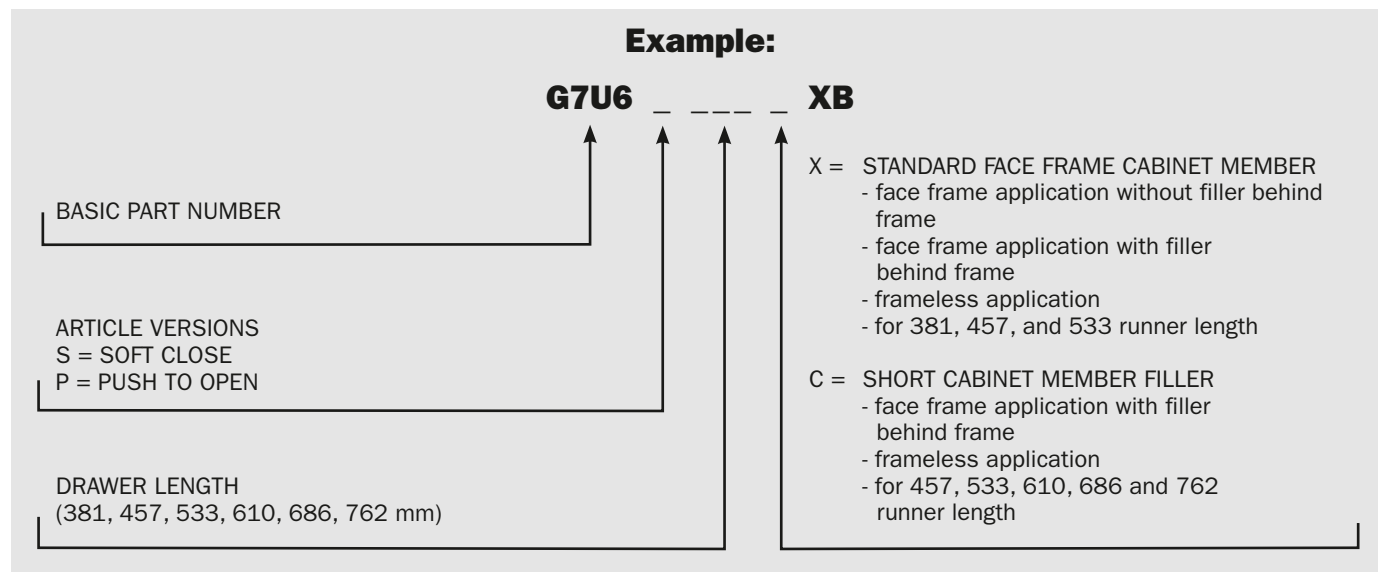


Use **SGD704UGXA drilling template** for rear hook, see page 34.

Drawer back preparation



F70 Push Synchronizer, see page 30.
AGLRXX3F tilt adjustment lever, see page 37.

Part number composition - Ordering chart

Industrial packaging

SMOVE	LENGTH	BOX	PALLET
G7U6S381XXB	381 mm	6 pcs right / 6 pcs left	384 pcs right / 384 pcs left
G7U6S457XXB	457 mm	6 pcs right / 6 pcs left	384 pcs right / 384 pcs left
G7U6S457CXB	457 mm	6 pcs right / 6 pcs left	384 pcs right / 384 pcs left
G7U6S533XXB	533 mm	6 pcs right / 6 pcs left	384 pcs right / 384 pcs left
G7U6S533CXB	533 mm	6 pcs right / 6 pcs left	384 pcs right / 384 pcs left
G7U6S610CXB	610 mm	4 pcs right / 4 pcs left	256 pcs right / 256 pcs left
G7U6S686CXB	686 mm	4 pcs right / 4 pcs left	256 pcs right / 256 pcs left
G7U6S762CXB	762 mm	4 pcs right / 4 pcs left	256 pcs right / 256 pcs left

PUSH	LENGTH	BOX	PALLET
G7U6P381XXB	381 mm	6 pcs right / 6 pcs left	384 pcs right / 384 pcs left
G7U6P457XXB	457 mm	6 pcs right / 6 pcs left	384 pcs right / 384 pcs left
G7U6P457CXB	457 mm	6 pcs right / 6 pcs left	384 pcs right / 384 pcs left
G7U6P533XXB	533 mm	6 pcs right / 6 pcs left	384 pcs right / 384 pcs left
G7U6P533CXB	533 mm	6 pcs right / 6 pcs left	384 pcs right / 384 pcs left
G7U6P610CXB	610 mm	4 pcs right / 4 pcs left	256 pcs right / 256 pcs left
G7U6P686CXB	686 mm	4 pcs right / 4 pcs left	256 pcs right / 256 pcs left
G7U6P762CXB	762 mm	4 pcs right / 4 pcs left	256 pcs right / 256 pcs left

CLIPS - LOCKING DEVICES	BOX	PALLET
AFCGX3B	100 pcs right / 100 pcs left	2400 pcs right / 2400 pcs left
AFCGX43B	100 pcs right / 100 pcs left	2400 pcs right / 2400 pcs left
AFCEX43B	100 pcs right / 100 pcs left	2400 pcs right / 2400 pcs left

SOCKETS	BOX	PALLET
AGSK7C5B	100 pcs	4000 pcs
AGSK7R5B	100 pcs	4000 pcs

TILT ADJUSTMENT LEVER	BOX	PALLET
AGLRX3F	12 pcs right / 12 pcs left	2400 pcs right / 2400 pcs left