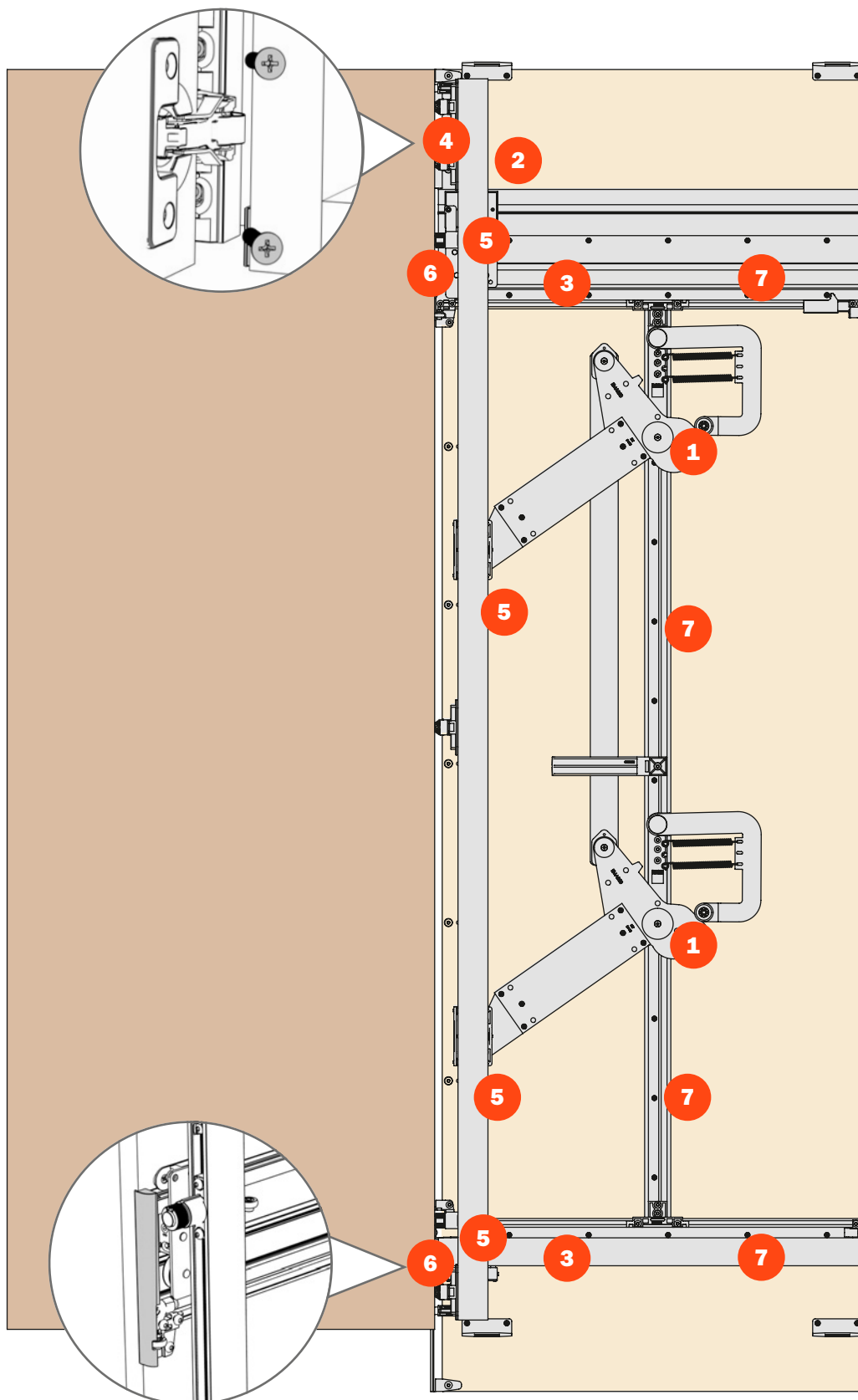


Exedra Euro 32

- | | |
|---|--|
| 1 Cam-assisted door insertion and extraction movement. | 5 All adjustments are accessible from the front of the cabinet. |
| 2 Magnetic buffer for soft insertion. | 6 Profile cover caps (included in the standard versions). |
| 3 Sliding carriage. | 7 Option for direct fixing to the cabinet by euroscrew (only with System 32 version). |
| 4 Quick coupling hinges. | |

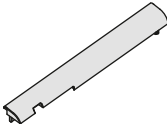
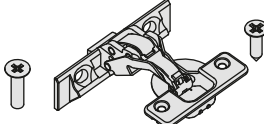
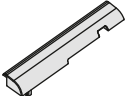
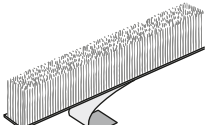
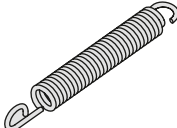
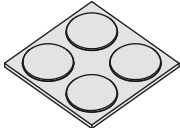
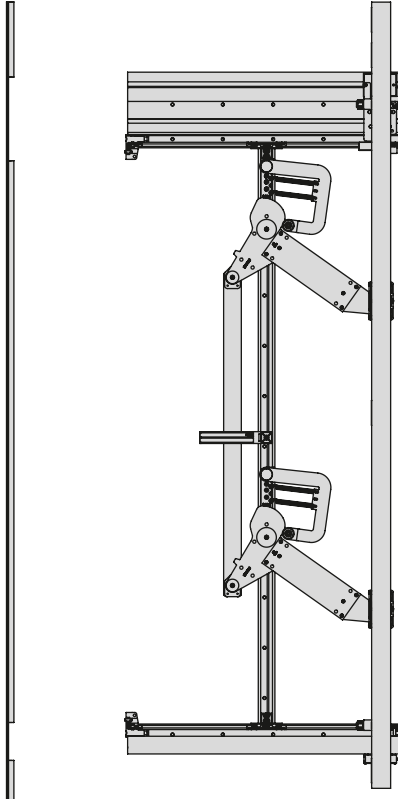


Exedra Euro 32

Fully assembled solution according to customer requirements.

The Exedra system is produced according to the dimensional specifications provided by the customer. The customer has only to assemble the mechanism onto the cabinet which is pre-drilled according to the drilling pattern provided.

The Euro 32 version enables the mechanism to be screwed directly to the cabinet side through pre-drilled holes in the horizontal sections. Installation and removal require full access to the side of the cabinet.

	n° 1 Upper front cover		n° 4/5 Hinges for the fixing of the door n° 4/5 Flange covers n° 8/10 Screws for the fixing of the hinges to the system M5 x 20 UNI 7688 n° 8/10 Screws for the fixing of the hinges to the door 4 x 16 DIN 7505 A
	n° 1 Lower front cover		3 mt Dust protection brush
	n° 2 Spare springs		n° 1 Spacers
		<p>Information required to order a made-to-measure Exedra mechanism.</p> 