



Technical information

FEATURES OF THE MECHANISM

- Aluminium profiles: alloy 6060T5, anodised silver.
- Sliding wheels: high speed bearings.
- Top and bottom carriages: painted sheet metal.
- Internal components: plastic and zamak.

DOOR FEATURES

- Max. weight for each door 70 kg.
With strengthening kit 100 kg. (evenly distributed).
- Thickness divided into 6 categories:
 - 1: up to 23 mm;
 - 2: up to 26 mm;
 - 3: up to 30 mm;
 - 4: up to 35 mm;
 - 5: up to 40 mm;
 - 6: up to 50 mm.
- Height from the ground: 17 mm or 33 mm.
- Material:
 - a) wood or wood-based material;
 - b) glass with metal frame.
- Minimum door width for applying damper:
 - 2 doors 600 mm;
 - 3 doors 830 mm;
 - 2 and 3 doors with strengthening kit 1000 mm.
- Door adjustment: vertical +5/-0 mm.

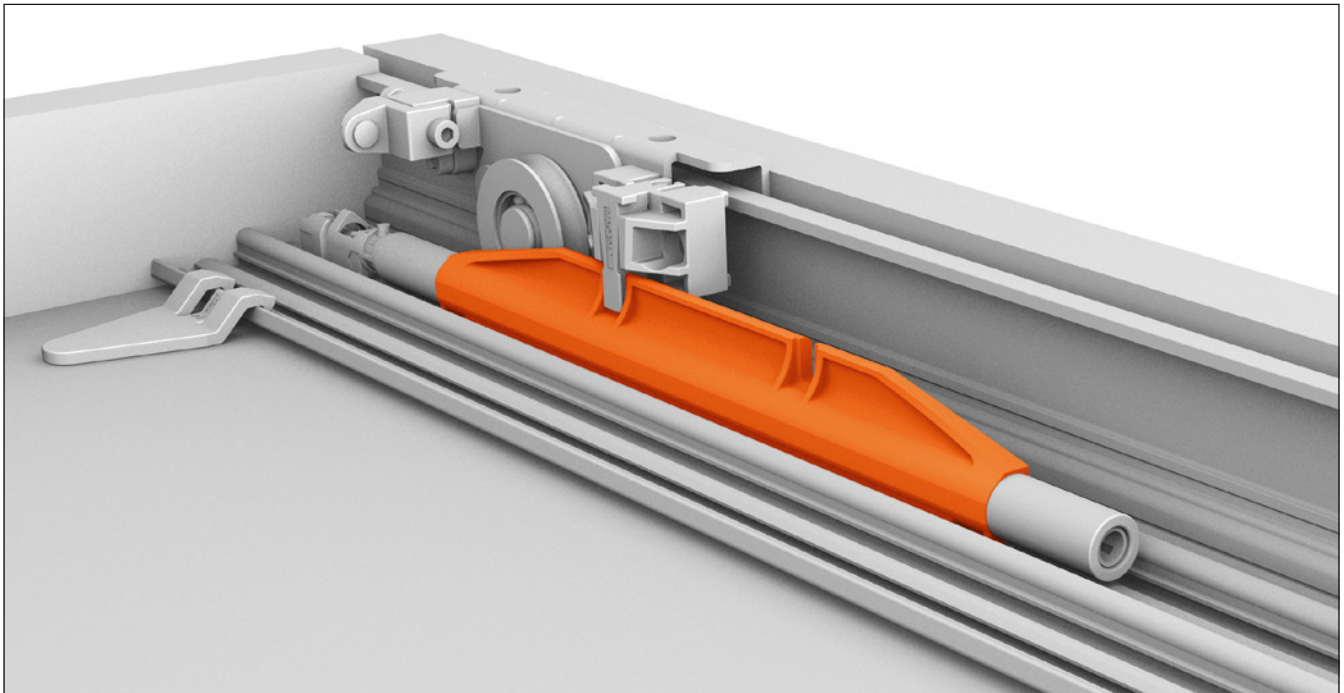
TYPES OF OPENING

- Glow+ is available in one, two, three or more doors, each damped both during opening and closing.




Key features

Innovative buffer with smooth, silent magnetic action.




Stops that are extremely easy to fit and position.

Automatic engage and release of the carriage and buffer.



Front cover for the mechanism retained by magnets.



Guide tracks installed with press-fit clips.

