










EvoLift • Flap door opening system with Push opening
Part number composition and packaging

DOOR-SET Packaging	
	
	
PUSH OPENING	COVER
<p>FRMFXXPDSN9</p> <p>System strength: D = weak</p> <p>Cabinet side: D = right S = left</p>	<p>SR_M78A_SNXXF</p> <p>Cabinet side: D = right S = left</p> <p>Colour: Q = white L = titanium</p>
CARTON	CARTON
1 System 1 Mounting plate BAPGM39/16 Attachment instructions and template for cabinet side drilling Attaching screws included	1 Cover 1 Cover cap
PALLET	PALLET
192 pcs.	192 pcs.

Components to be ordered separately				
				
Hinge for wood doors or for alu-framed doors 45 mm	Hinge for alu-framed doors min. 17 mm max. 24 mm	Mounting plate for hinges	Mounting plate adapter for alu-framed doors min. 17 mm max. 24 mm	Push
<p>C2PPA99 screw</p> <p>C2RPA99 dowel</p>	C2ZPA99	BAPGM39/16	<p>DLZXBH9 Screws to attach the mounting plate to the support included</p>	To choose the Push and the retaining catch see page 20
Packaging Boxes with 300 pcs.	Packaging Boxes with 150 pcs.	Packaging Boxes with 300 pcs.	Packaging Boxes with 150 pcs.	