









EvoLift • Flap door opening system
Part number composition and packaging

DOOR-SET Packaging	
	
	
SOFT CLOSE	COVER
<p>FRMFXXX_SN9_</p> <p>System strength: D = weak F = strong</p> <p>Cabinet side: D = right S = left</p>	<p>SR_M78A_SNXXF</p> <p>Cabinet side: D = right S = left</p> <p>Colour: Q = white L = titanium</p>
<p>CARTON</p> <p>1 System 1 Mounting plate BAPGM39/16 Attachment instructions and template for cabinet side drilling Attaching screws included</p>	<p>CARTON</p> <p>1 Cover 1 Cover cap</p>
<p>PALLET</p> <p>192 pcs.</p>	<p>PALLET</p> <p>192 pcs.</p>

Components to be ordered separately			
			
<p>Hinge for wood doors or for alu-framed doors 45 mm</p> <p>C2P6A99 screw C2R6A99 dowel</p>	<p>Hinge for alu-framed doors min. 17 mm max. 24 mm</p> <p>C2Z6A99</p>	<p>Mounting plate for hinges</p> <p>BAPGM39/16</p>	<p>Mounting plate adapter for alu-framed doors min. 17 mm max. 24 mm</p> <p>DLZXBH9 Screws to attach the mounting plate to the support included</p>
<p>Packaging Boxes with 300 pcs.</p>	<p>Packaging Boxes with 150 pcs.</p>	<p>Packaging Boxes with 300 pcs.</p>	<p>Packaging Boxes with 150 pcs.</p>