

## Mini hinges - Series 600 - 94° opening



### Technical information

#### Hinges for glass doors.

Hole diameter 26 mm.

94° opening.

For use with glass from 4 mm to 6 mm thickness.

Possible drilling distance on the door (K): from 5.5 to 6.5 mm.

Compatible with all traditional Series 200 mounting plates.

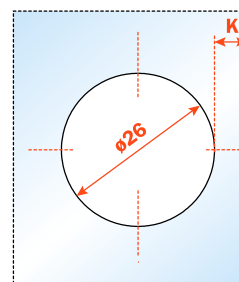
**NOT COMPATIBLE** with Domi snap-on mounting plates.

#### Packing

Boxes 300 pcs.

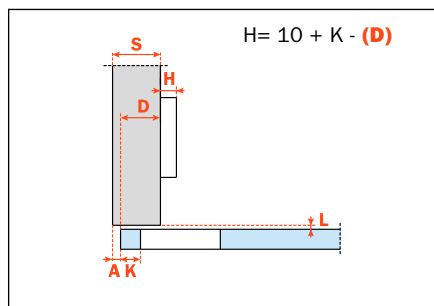
Pallets 7.200 pcs.

Use these formulas to determine the type of hinge arm, the drilling distance "K" and the height of the mounting plate "H" which is necessary to solve each application problem.



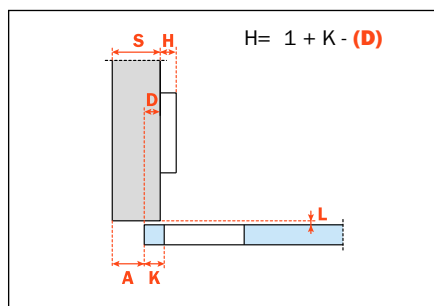
#### CA sprung hinge

#### Arm 0



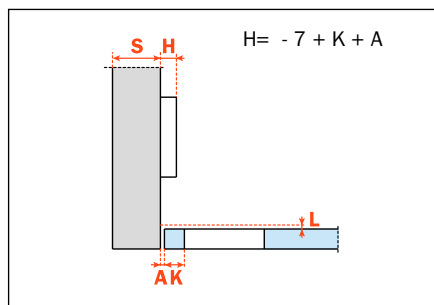
**CA - C6C7C39**

#### Arm 9



**CA - C6C7L39**

#### Arm 17



**CA - C6C7S39**