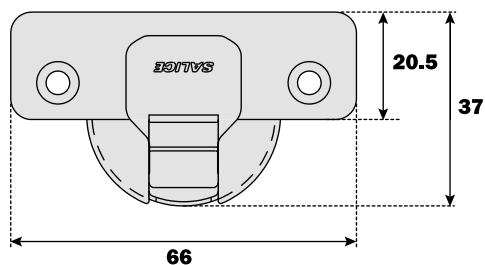


The Series 200 make up an integrated system of hinges developed to provide a solution to any situation involving concealed hinges.

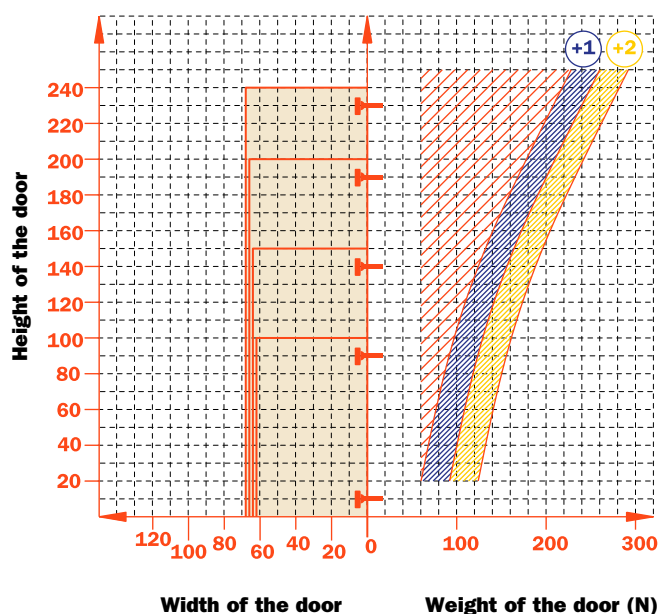
Bright nickel plated steel cup and arm.

Dimensions of the Ø 35 mm cup.



Constant "L" value of 0.7 mm (it does not change during side adjustment).

Approx. number of hinges required according to the door dimension and weight.



## Adjustments

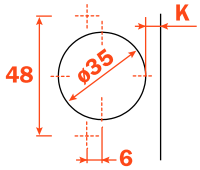
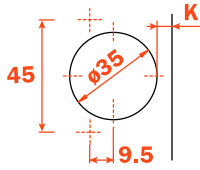
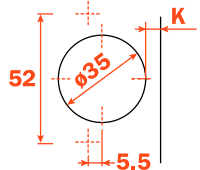

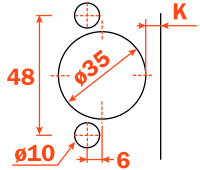
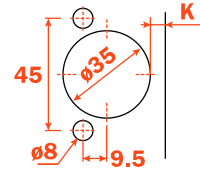
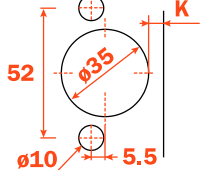
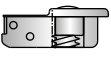

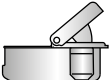
Compensating side adjustment from -1.5 mm to +4.5 mm.  
 Height adjustment  $\pm 2$  mm.  
 Depth adjustment with Series 200 mounting plates +2.8 mm.  
 Depth adjustment with Domi snap-on mounting plates from -0.5 mm to +2.8 mm.  
 Anti-sliding safety stop.

## Mounting plates

Symmetrical and asymmetrical bright nickel plated steel or die-cast Series 200 mounting plates.  
 Snap-on assembly on Domi mounting plates.  
 Positioning with pre-determined stop on traditional Series 200 mounting plates.

N.B. : Use POZIDRIVE No. 2 screwdrivers for all screws.

## Drillings and fixings

													
<b>Wood screw</b>		A	A	A	A	P	P	P	P	U	U	U	U
													
<b>Rapido</b>		6	6	6	6	7	7	7	7	2	2	2	2
<b>Dowel</b>		B	B	B	B	R	R	R	R	W	W	W	W
<b>Logica</b>		I	I	I	I	J	J	J	J	Q	Q	Q	Q

**Use this table to identify the available drillings and fixings.**

**Fill the third position of the hinge code number with the letter or the number corresponding to your choice. I.e.: C2\_BA99.**

↑  
Fill this position with the chosen letter or number.



## Technical information

### Crampon hinges.

**For cabinet sides with 37x32 mm standard drilling.**

11 mm deep metal cup.

94° opening.

Possible drilling distance on the door (K): from 3 to 9 mm.

Compatible with all traditional Series 200 mounting plates and with all Domi snap-on mounting plates.

### Packing

Boxes 150 pcs.

Pallets 3.600 pcs.

**CA** sprung hinge

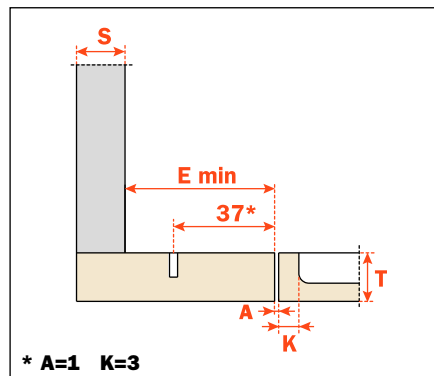
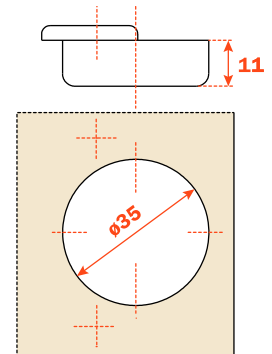
### E min:

61 mm for Series 200 mounting plates.

70 mm for Domi snap-on mounting plates.

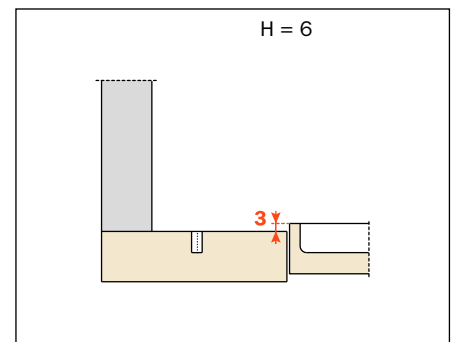
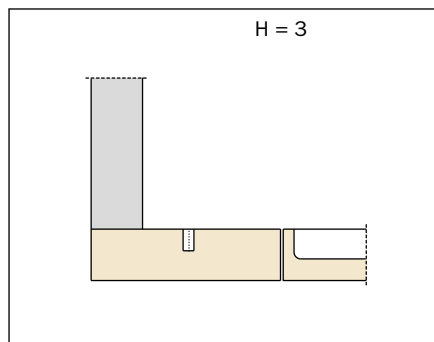
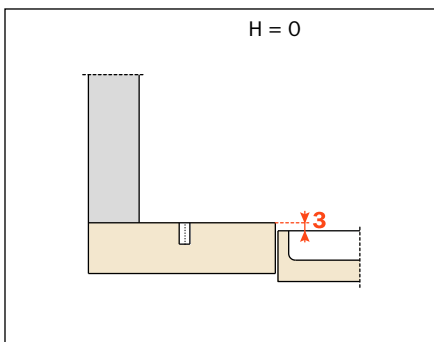
74 mm for Domi snap-on mounting plates with back cam.

Use the tables "Drillings and fixings" at page 3 to complete the code number of the desired hinge.



**CA - C2\_BN99AC**

Heights of mounting plates for every assembly.





**Technical information**

**Crampon hinges.**

**For smaller spaces with 15x32 mm drilling.**

11 mm deep metal cup.

94° opening.

Possible drilling distance on the door (K): from 3 to 9 mm.

Compatible with all traditional Series 200 mounting plates, 28x32 mm drilling.

**NOT COMPATIBLE** with Domi snap-on mounting plates.

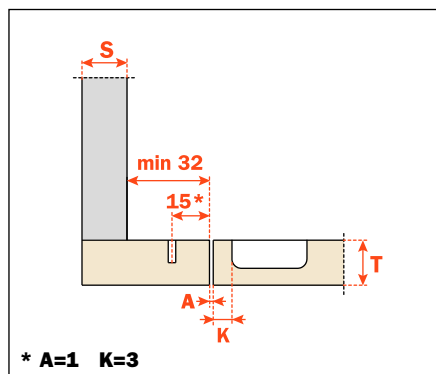
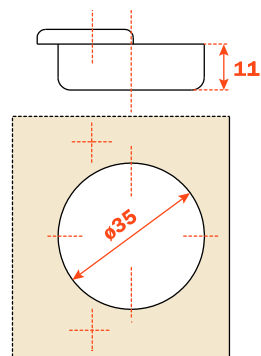
**Packing**

Boxes 150 pcs.

Pallets 3.600 pcs.

Use the tables "Drillings and fixings" at page 3 to complete the code number of the desired hinge.

**CA** sprung hinge



**CA - C2\_BN99**

Heights of mounting plates for every assembly.

