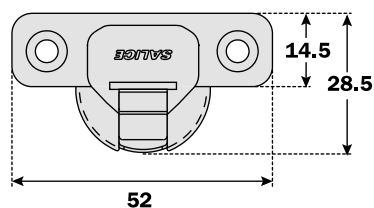
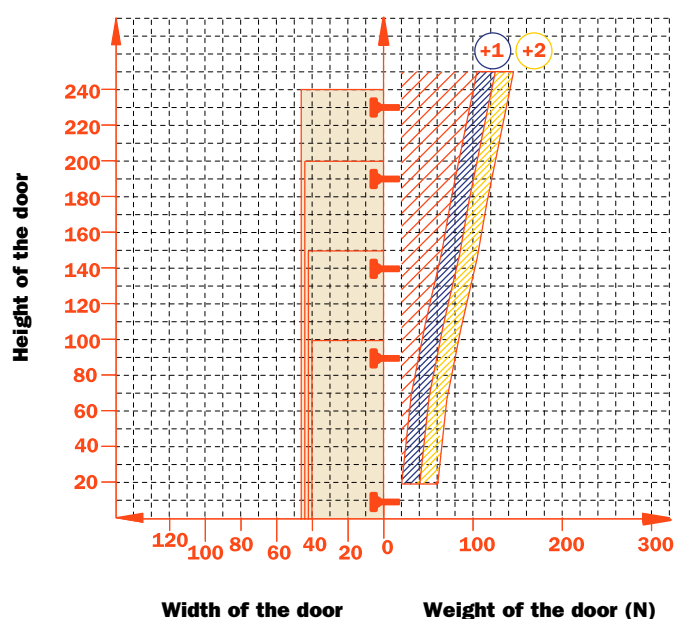


Compact, elegant, very strong mini hinge.
Bright nickel plated steel cup.
Bright nickel plated die-cast arm.
Dimensions of the $\varnothing 26$ mm cup.



Constant "L" value of 0.7 mm (it does not change during side adjustment).

Approx. number of hinges required according to the door dimension and weight.



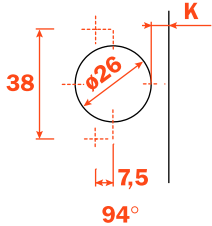

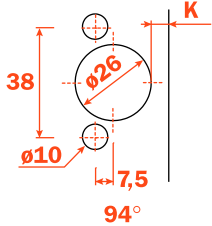

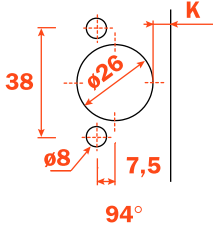
Adjustments

Compensated side adjustment from -0.5 mm to +5.5 mm.
 Height adjustment ± 2 mm.
 Depth adjustment with Series 200 mounting plates +2.8 mm.
 Depth adjustment with Domi mounting plates from -0.5 mm to +2.8 mm.

Mounting plates

Symmetrical and asymmetrical bright nickel plated steel or die-cast Series 200 mounting plates.
 Snap-on assembly on series Domi mounting plates.
 Positioning with pre-determined stop on traditional Series 200 mounting plates.

N.B. : Use POZIDRIVE No. 2 screwdrivers for all screws.

		
Wood screw		A
		B
Dowel		R
		R

Use this table to identify the available drillings and fixings.
Fill the third position of the hinge code number with the letter or the number corresponding to your choice. I.e.: C4 **7**A99.

↑
Fill this position with the chosen letter or number.

Mini hinges - Series 400 - Complementary hinges



Technical information

Hinges for doors with positive angled assembly and crampon hinges.

11.5 mm deep metal cup.

26 mm cup diameter.

94° opening.

Possible drilling distance on the door (K): from 3 to 8 mm.

Compatible with all traditional Series 200 mounting plates and with all Domi snap-on mounting plates.

Packing

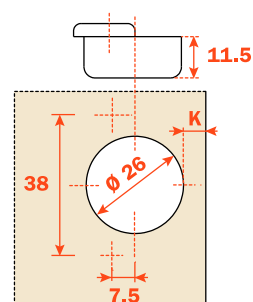
Boxes 150 pcs.

Pallets 3.600 pcs.

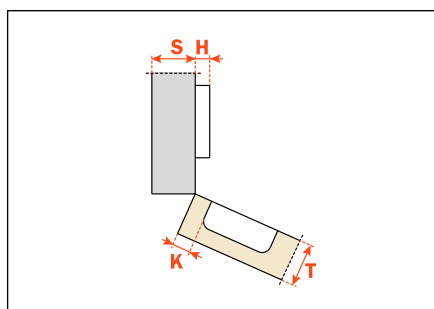
CA sprung hinge

The solution of assembly problems where doors are mounted at a positive or negative angle requires the verification of drilling distances by a practical trial. Please do not hesitate to consult our technical support department for assistance.

Use the tables "Drillings and fixings" at page 5 to complete the code number of the desired hinge.

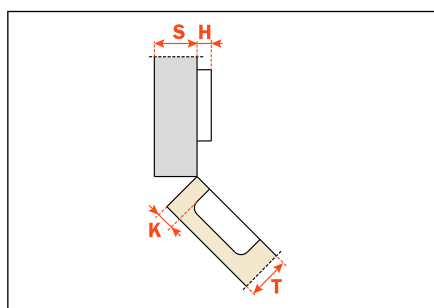


Arm 30°



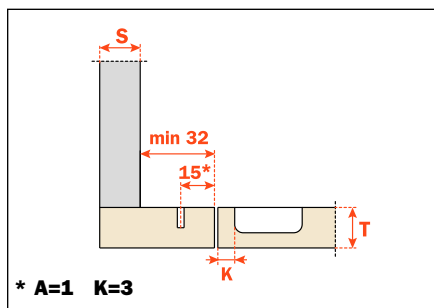
CA - C4_7E99

Arm 45°



CA - C4_7M99

Crampon



Crampon hinge to be used only with Series 200 mounting plates for traditional assembly and drilling 28x32mm.

CA - C4_7N99

Heights of mounting plates for every assembly.

