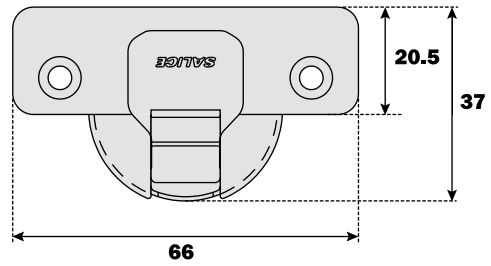
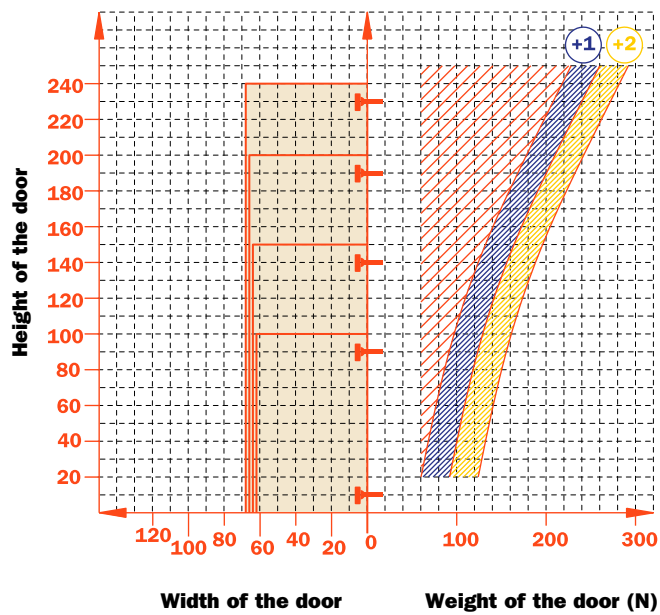


The Series 200 make up an integrated system of hinges developed to provide a solution to any situation involving concealed hinges.
Bright nickel plated steel cup and arm.
Dimensions of the Ø 35 mm cup.



Constant "L" value of 0.7 mm (it does not change during side adjustment).

Approx. number of hinges required according to the door dimension and weight.



Adjustments

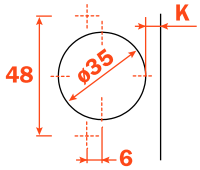
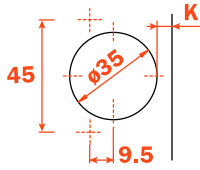
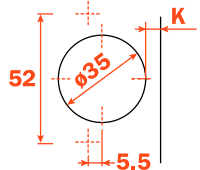

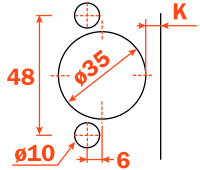
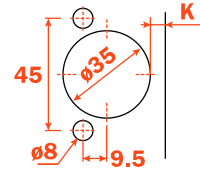
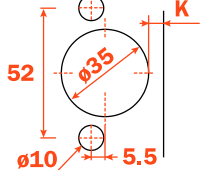
Compensating side adjustment from -1.5 mm to +4.5 mm.
 Height adjustment ± 2 mm.
 Depth adjustment with Series 200 mounting plates +2.8 mm.
 Depth adjustment with Domi snap-on mounting plates from -0.5 mm to +2.8 mm.
 Anti-sliding safety stop.

Mounting plates

Symmetrical and asymmetrical bright nickel plated steel or die-cast Series 200 mounting plates.
 Snap-on assembly on Domi mounting plates.
 Positioning with pre-determined stop on traditional Series 200 mounting plates.

N.B. : Use POZIDRIVE No. 2 screwdrivers for all screws.

Drillings and fixings

													
Wood screw		A	A	A	A	P	P	P	P	U	U	U	U
Rapido		6	6	6	6	7	7	7	7	2	2	2	2
Dowel		B	B	B	B	R	R	R	R	W	W	W	W
Logica		I	I	I	I	J	J	J	J	Q	Q	Q	Q

Use this table to identify the available drillings and fixings.

Fill the third position of the hinge code number with the letter or the number corresponding to your choice. I.e.: C2_BA99.

↑
Fill this position with the chosen letter or number.



Technical information

Long crampton hinges.

11 mm deep metal cup.

110° opening.

Possible drilling distance on the door (K): from 3 to 6 mm.

Compatible with all traditional Series 200 mounting plates and with all Domi snap-on mounting plates.

Packing

Boxes 150 pcs.

Pallets 3.600 pcs.

CA sprung hinge

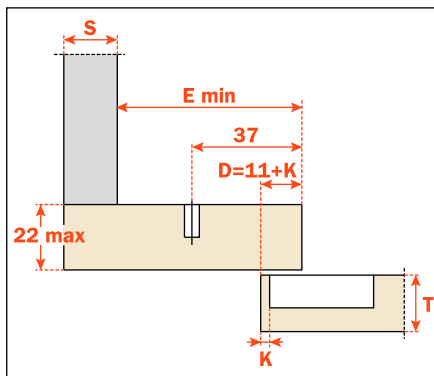
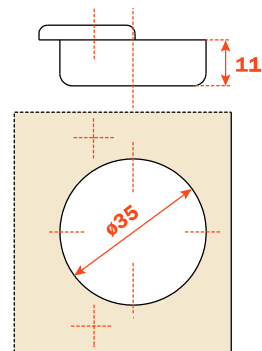
E min:

61 mm for Series 200 mounting plates.

70 mm for Domi snap-on mounting plates.

74 mm for Domi snap-on mounting plates with back cam.

Use the tables "Drillings and fixings" at page 3 to complete the code number of the desired hinge.



CA - C2_6N99AM

Heights of mounting plates for every assembly.

