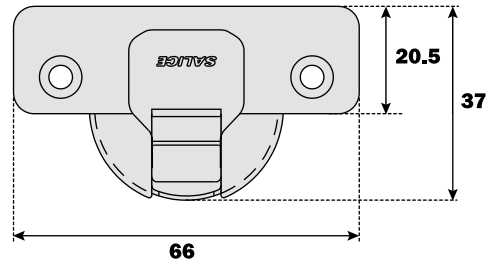


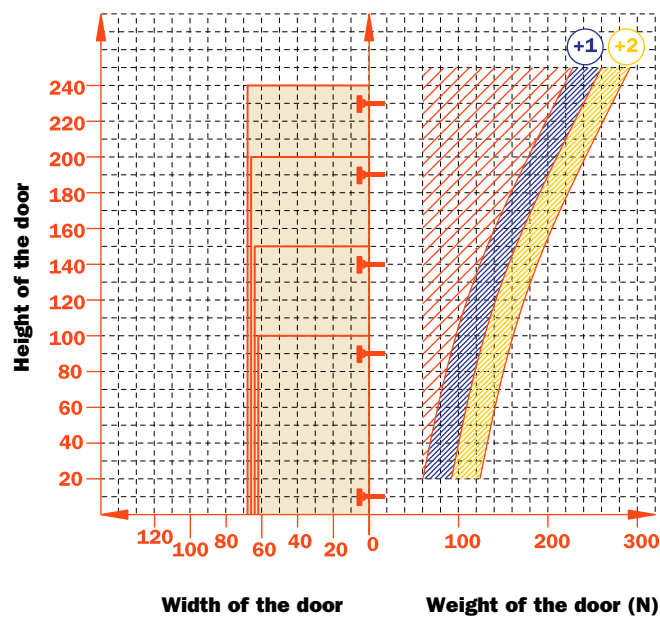
Hinges for thinner door.

**Bright nickel plated steel cup and arm.
Dimensions of the Ø 35 mm cup.**



Constant "L" value of 0.7 mm (it does not change during side adjustment).

Approx. number of hinges required according to the door dimension and weight.



Adjustments

Compensated side adjustment from -1.5 mm to +4.5 mm.
Height adjustment ± 2 mm.
Depth adjustment with Series 200 mounting plates +2.8 mm.
Depth adjustment with Domi snap-on mounting plates from -0.5 mm to +2.8 mm.
Anti-sliding safety stop.

Mounting plates

Symmetrical and asymmetrical bright nickel plated steel or die-cast Series 200 mounting plates.
Snap-on assembly on Domi mounting plates.
Positioning with pre-determined stop on traditional Series 200 mounting plates.

N.B. : Use POZIDRIVE No. 2 screwdrivers for all screws.

Drillings and fixings

Wood screw	A	A	
	P	P	
	U	U	

Dowel	B	B	

**Use this table to identify the available drillings and fixings.
Fill the third position of the hinge code number with the letter or the number corresponding to your choice. I.e.: C1_6A99.**

↑
Fill this position with the chosen letter or number.



Technical information

Crampon hinges.
For cabinet sides with 37x32 mm standard drilling.
For min. 10 mm thick doors.
 8 mm deep metal cup.
 105° opening.
 Possible drilling distance on the door (K): from 3 to 6 mm.
 Compatible with all traditional Series 200 mounting plates and with all Domi snap-on mounting plates.

Packing

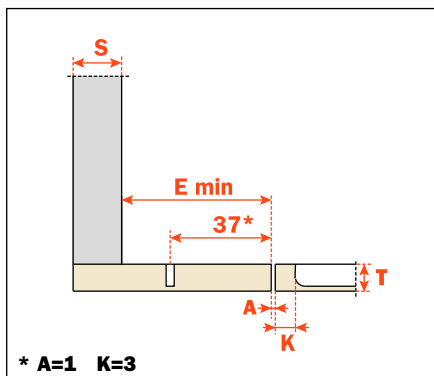
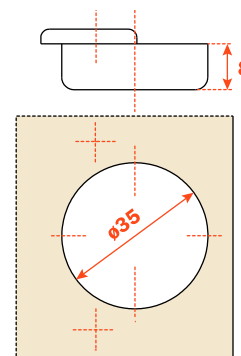
Boxes 150 pcs.
 Pallets 3.600 pcs.

CA sprung hinge

E min:

61 mm for Series 200 mounting plates.
 70 mm for Domi snap-on mounting plates.
 74 mm for Domi snap-on mounting plates with back cam.

Use the tables "Drillings and fixings" at page 3 to complete the code number of the desired hinge.



CA - C1_6N99AC

Heights of mounting plates for every assembly.

