


## Push - Hinges for metal profiles - Complementary hinges



### Packing

Boxes 150 pcs.  
Pallets 3.600 pcs.

### Technical information

**Push hinges are reverse-sprung so that the door self-opens when the release device is activated.**

#### Crampon hinges.

**For cabinet sides with 37x32 mm standard drilling.**

Hinges specially developed for use with metal profiles.  
105° opening.

We recommend the use of self-threading screws B 3.5 x 9.5 DIN 7982 to fix C2ZP hinges.

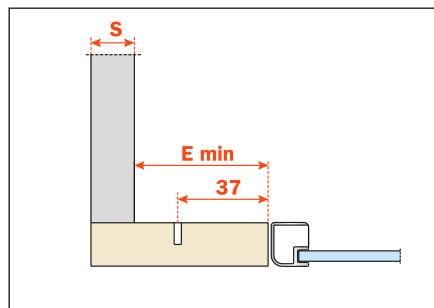
Compatible with all traditional Series 200 mounting plates and with all Domi snap-on mounting plates.

#### E min:


61 mm for Series 200 mounting plates.

70 mm for Domi snap-on mounting plates.

74 mm for Domi snap-on mounting plates with back cam.



**C2ZPN99AC**



### Packing

Boxes 150 pcs.  
Pallets 3.600 pcs.

### Technical information

**Push hinges are reverse-sprung so that the door self-opens when the release device is activated.**

#### Crampon hinges.

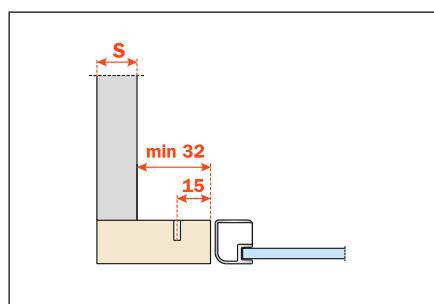
**For smaller spaces with 15x32 mm drilling.**

Hinges specially developed for use with metal profiles.  
105° opening.

We recommend the use of self-threading screws B 3.5 x 9.5 DIN 7982 to fix C2ZP hinges.

Compatible with all traditional Series 200 mounting plates, drilling 28x32 mm.

**NOT COMPATIBLE** with Domi snap-on mounting plates.



**C2ZPN99**