


Push - Hinges for metal profiles - 105° opening



Technical information

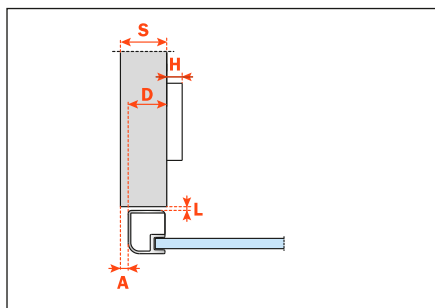
Push hinges are reverse-sprung so that the door self-opens when the release device is activated.

Hinges specially developed for use with metal profiles.
105° opening.
We recommend the use of self-threading screws B 3.5 x 9.5 DIN 7982 to fix C2ZP hinges.
Compatible with all traditional Series 200 mounting plates and with all Domi snap-on mounting plates.

Packing

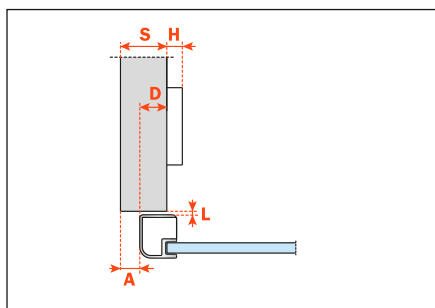
Boxes 150 pcs.
Pallets 3.600 pcs.

Arm 0



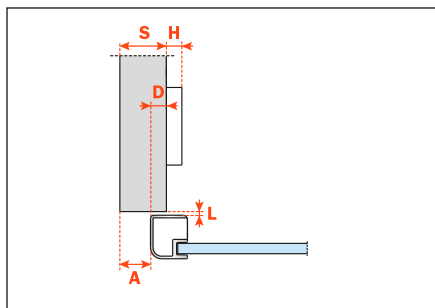
C2ZPA99

Arm 5



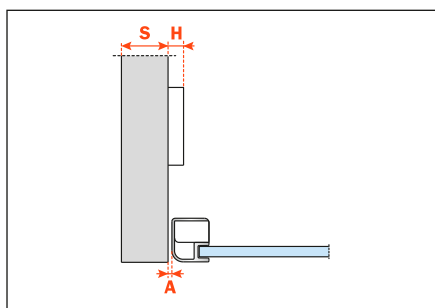
C2ZPD99

Arm 9



C2ZPG99

Arm 17



C2ZPP99