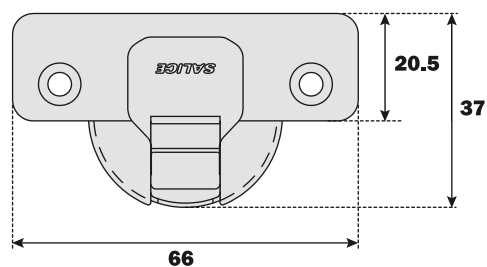


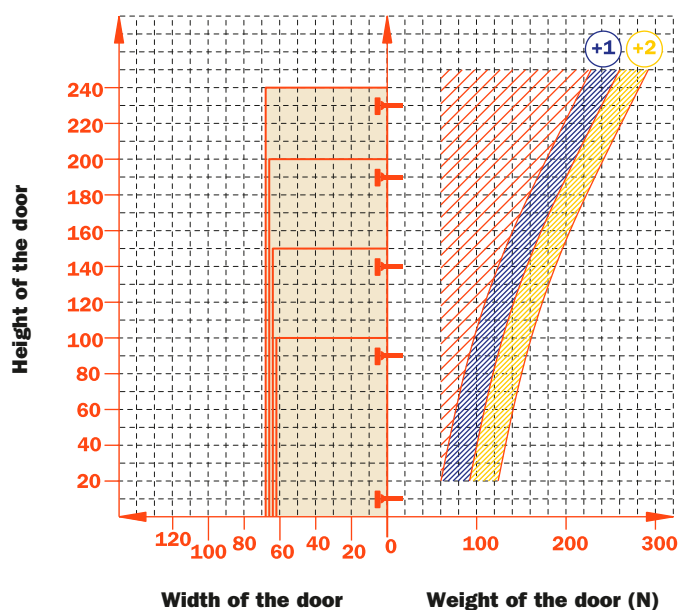
The Series 200 make up an integrated system of hinges developed to provide a solution to any situation involving concealed hinges.

Bright nickel plated steel cup and arm.
Dimensions of the \varnothing 35 mm cup.



Constant "L" value of 0.7 mm (it does not change during side adjustment).

Approx. number of hinges required according to the door dimension and weight.



Adjustments

Compensating side adjustment from - 1.5 to + 4.5 mm.
Height adjustment \pm 2 mm.
Depth adjustment with Series 200 mounting plates + 2.8 mm.
Depth adjustment with Domi snap-on mounting plates from - 0.5 mm to + 2.8 mm.
Anti-sliding safety stop.

Mounting plates

Symmetrical and asymmetrical bright nickel plated steel or die-cast Series 200 mounting plates.
Snap-on assembly on Domi mounting plates.
Positioning with pre-determined stop on traditional Series 200 mounting plates.

N.B. : Use POZIDRIVE No. 2 screwdrivers for all screws.




	94° 110° 155°	94° 110° 155°	94° 110° 155°
Wood screw	A A A	P P P	U U U

	94° 110° 155°	94° 110° 155°	94° 110° 155°
Rapido	6 6 6	7 7 7	2 2 2
Dowel	B B B	R R R	W W W
Logica	I I I	J J J	Q Q Q

Use this table to identify the available drillings and fixings.
Fill the third position of the hinge code number with the letter or the number corresponding to your choice. I.e.: C2_PA99.

↑
Fill this position with the chosen letter or number.



Technical information

Push hinges are reverse-sprung so that the door self-opens when the release device is activated.

Crampon hinges.

For cabinet sides with 37x32 mm standard drilling.

11 mm deep metal cup.

94° opening.

Possible drilling distance on the door (K): from 3 to 9 mm.

Compatible with all traditional Series 200 mounting plates and with all Domi snap-on mounting plates.

Packing

Boxes 150 pcs.

Pallets 3.600 pcs.

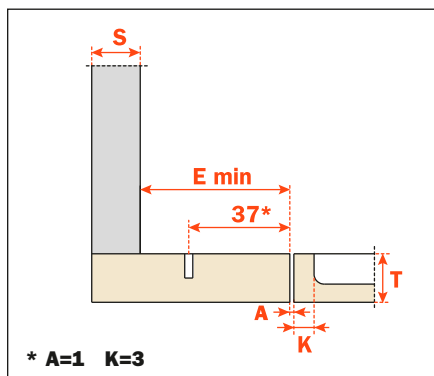
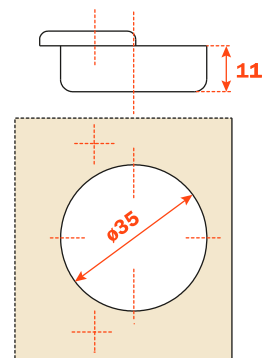
E min:

61 mm for Series 200 mounting plates.

70 mm for Domi snap-on mounting plates.

74 mm for Domi snap-on mounting plates with back cam.

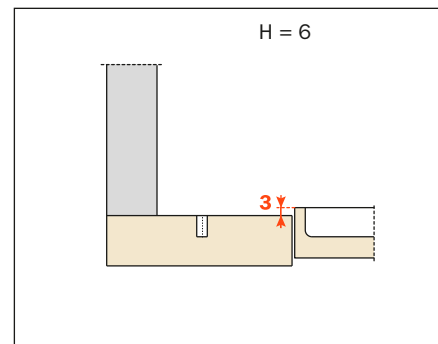
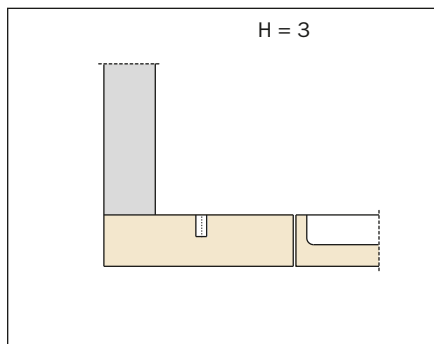
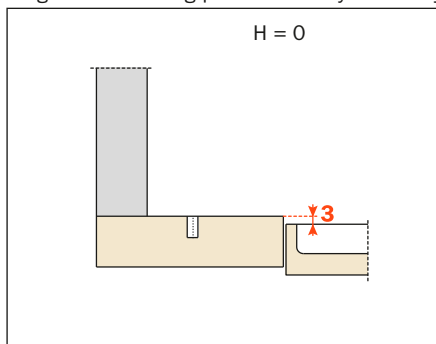
Use the tables "Drillings and fixings" at page 27 to complete the code number of the desired hinge.




C2_VN99AC

* A=1 K=3

Heights of mounting plates for every assembly.





Technical information

Push hinges are reverse-sprung so that the door self-opens when the release device is activated.

Crampon hinges.

For smaller spaces with 15x32 mm drilling.

11 mm deep metal cup.

94° opening.

Possible drilling distance on the door (K): from 3 to 9 mm.

Compatible with all traditional Series 200 mounting plates,

28x32 mm drilling.

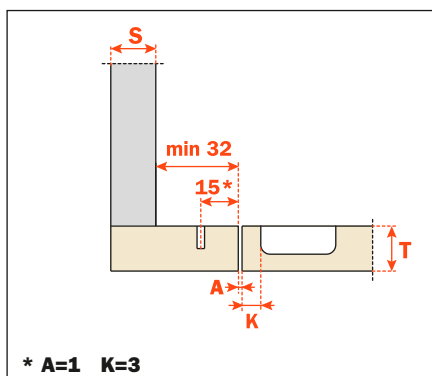
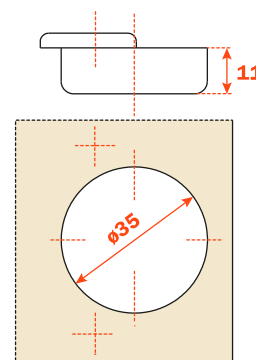
NOT COMPATIBLE with Domi snap-on mounting plates.

Packing

Boxes 150 pcs.

Pallets 3.600 pcs.

Use the tables "Drillings and fixings" at page 27 to complete the code number of the desired hinge.



* A=1 K=3

C2_VN99

Heights of mounting plates for every assembly.

