

Silentia

• For metal profiles • Complementary hinges



Technical information

Hinges with adjustable integrated soft-close mechanism operated by twin silicone-oil dampers housed in the hinge cup. The decelerating effect is adjusted by using a simple switch.

Crampon hinges.

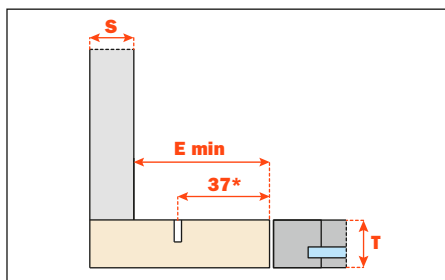
For cabinet sides with 37x32 mm standard drilling.


Hinges specially developed for use with metal profiles.

105° opening.

We recommend the use of countersunk flat head self tapping screws $\varnothing 2.9 \times 6.5$ UNI 6955 DIN 7982 to fix C1Z6 hinges.

Compatible with all traditional Series 200 mounting plates and with all Domi snap-on mounting plates.



Attachment	Nickel
 $\varnothing 2.9 \times 6.5$ UNI 6955 DIN 7982	C1Z6NE9AC

E min:

- 61 mm for Series 200 mounting plates.
- 70 mm for Domi snap-on mounting plates.
- 74 mm for Domi snap-on mounting plates with back cam.



Technical information

Hinges with adjustable integrated soft-close mechanism operated by twin silicone-oil dampers housed in the hinge cup. The decelerating effect is adjusted by using a simple switch.

Crampon hinges.

For smaller spaces with 15x32 mm drilling.

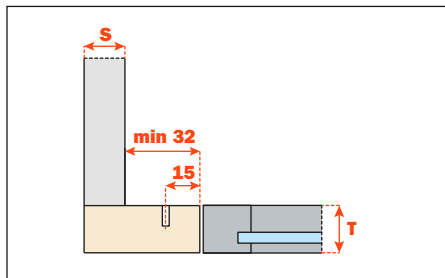
Hinges specially developed for use with metal profiles.


105° opening.

We recommend the use of countersunk flat head self tapping screws $\varnothing 2.9 \times 6.5$ UNI 6955 DIN 7982 to fix C1Z6 hinges.

Compatible with all traditional Series 200 mounting plates, drilling 28x32 mm.

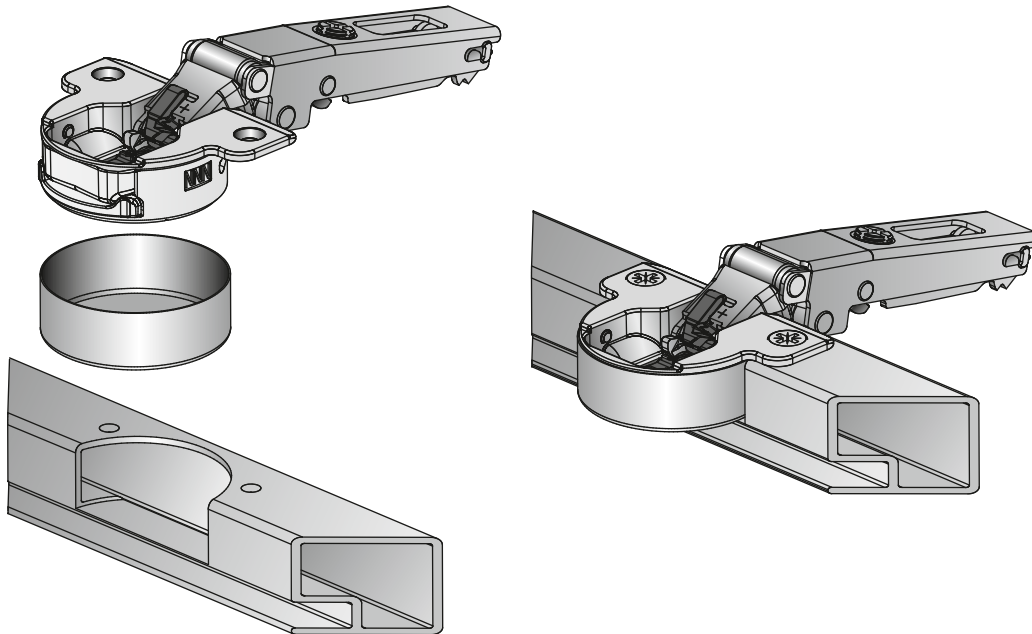
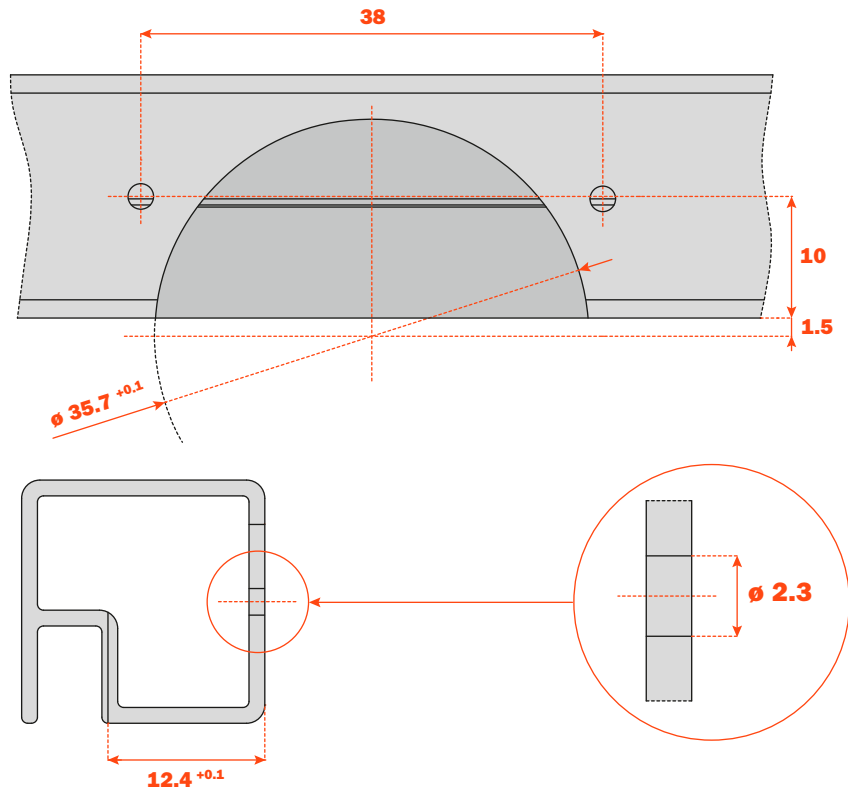
NOT COMPATIBLE with Domi snap-on mounting plates.



Attachment	Nickel
 $\varnothing 2.9 \times 6.5$ UNI 6955 DIN 7982	C1Z6NE9

Drilling of the metal profile

Countersunk flat head self tapping screws $\varnothing 2.9 \times 6.5$ UNI 6955 - DIN 7982



D1Z6HSK

Fancy cover for hinge
(should be ordered separately)