

Silentia+ • Series 700 • Technical features

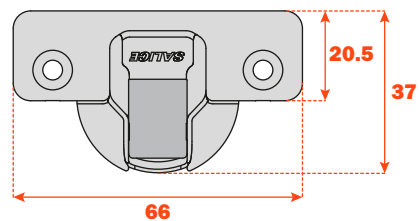
Hinges with adjustable integrated soft-close mechanism operated by twin silicone-oil dampers housed in the hinge cup.

The decelerating effect is adjusted by using a simple switch.

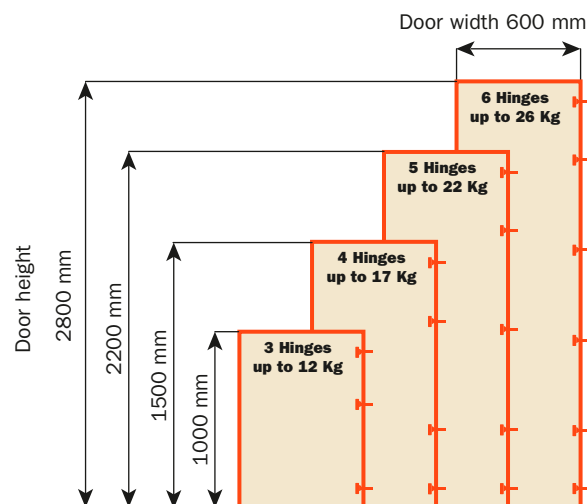
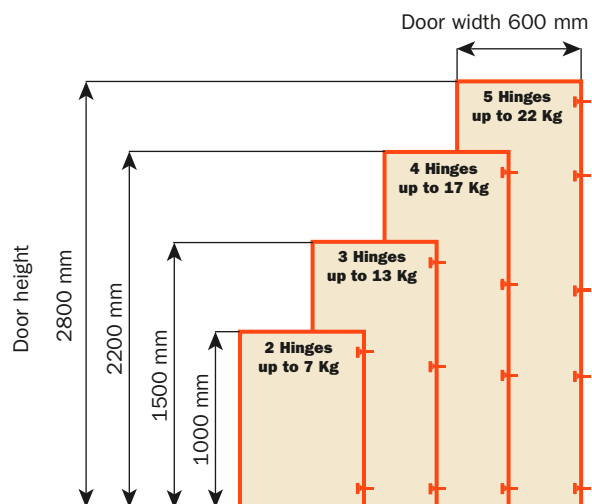
Dimensions of the Ø 35 mm cup.

All hinges are also available in titanium finish; to order Titanium please change the part number as shown in the example below.

Example: C2ABAE9 = nickel-plated
C2ABAE6 = titanium



Approx. number of hinges required according to the door dimension and weight.



Adjustments

Compensated side adjustment from -1.5 mm to +4.5 mm.
Height adjustment ± 2 mm.
Depth adjustment with Series 200 mounting plates +2.8 mm.
Depth adjustment with Domi snap-on mounting plates from -0.5 mm to +2.8 mm.
Anti-sliding safety stop.

Mounting plates

Symmetrical and asymmetrical bright nickel plated steel or die-cast Series 200 mounting plates.
Snap-on assembly on Domi mounting plates.
Positioning with pre-determined stop on traditional Series 200 mounting plates.

N.B. : Use POZIDRIVE No. 2 screwdrivers for all screws.

Silentia+ • Series 700 • Complementary hinges



Technical information

For wooden doors with negative angled assembly.
Hinges for min. 16 mm thick doors.
13.5 mm deep cup.

110° opening.
Possible drilling distance on the door (K): from 3 to 6 mm.
Compatible with all traditional Series 200 mounting plates and with all Domi snap-on mounting plates.

The solution of assembly problems where doors are mounted at a negative angle requires the verification of drilling distances by a practical trial.
Please do not hesitate to consult our technical support department for assistance.

Packing Nickel-plated finish

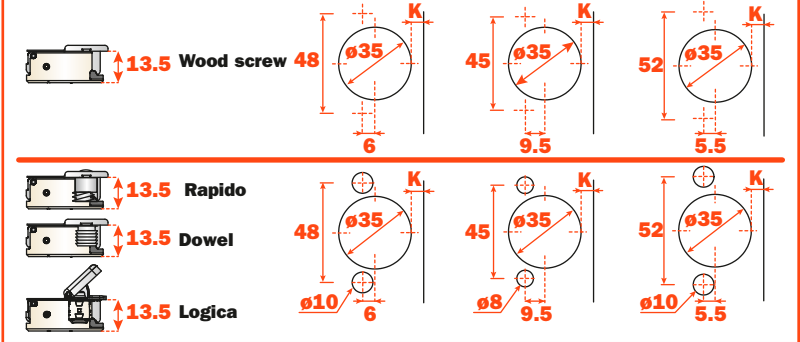
Boxes 150 pcs. • Pallets 3.600 pcs.

Packing Titanium finish

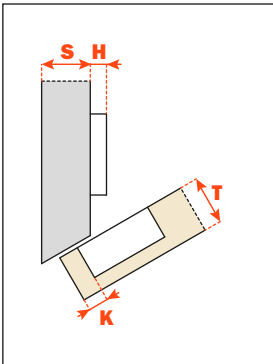
Check with the sales office for the minimum order quantity

All hinges are also available in titanium finish; to order Titanium please change the part number as shown in the example below.

Example: C7A6WE9 = nickel-plated
C7A6WE6 = titanium

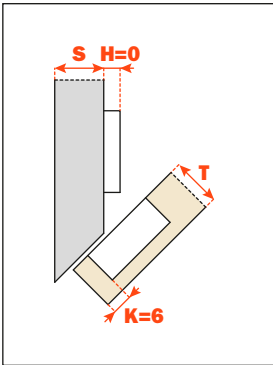


Arm -30°



		Soft close Nickel-plated finish					
Fixing		48	45	52			
	Wood screw	C7A6WE9	C7P6WE9	C7U6WE9			
	Rapido	C766WE9	C776WE9	C726WE9			
	Dowel	C7B6WE9	C7R6WE9	C7W6WE9			
	Logica	C7I6WE9	C7J6WE9	C7Q6WE9			

Arm -45°



		Soft close Nickel-plated finish					
Fixing		48	45	52			
	Wood screw	C2ABHE9	C2PBHE9	C2UBHE9			
	Rapido	C26BHE9	C27BHE9	C22BHE9			
	Dowel	C2BBHE9	C2RBHE9	C2WBHE9			
	Logica	C2IBHE9	C2JBHE9	C2QBHE9			