

PIN



SALICE

ENG



PIN

Personalisation and complete versatility. Pin is an innovative and revolutionary display storage system that allows the most flexible and creative arrangement of bottles, knives and shelves. The elegant, design-oriented and highly refined Pin has streamlined aesthetics and easy, quick and intuitive assembly. The Pin brackets can be moved easily and positioned anywhere with an ingenious fixing system that is extremely strong and stable. Pin is available in aluminium and titanium finishes, complementing all kinds of room settings, furniture and applications.

SALICE

PIN wine





Above: the Pin Wine supports are fixed in tiered pairs, each pair carrying up to 3 bottles. This solution allows the secure and flexible arrangement of several bottles.



On the right: the highly flexible and innovative combination of the Pin Wine brackets creates “made-to-measure” arrangements, using both standard, small and even “magnum” bottles.

On the far right: Thanks to its versatility, Pin Wine can also be used to create bespoke arrangements to integrate into kitchen units.





Pin Wine is also equipped with an information label, onto which wine description and characteristics can be inscribed. The label perfectly integrates with the display storage system.



PIN --- knife





The Pin Knife system fixed on a wood panel presents a highly functional and secure storage system for cook's knives.

Pin Knife enables kitchen knives of any shape and size to be arranged in the most functional and personal way.

Thanks to this arrangement, the knives are easily accessible while cooking and the wood panel gives an additional aesthetic value.

The innovative compression spring mechanism allows the blades of the knives to be stably and securely fixed.



PIN shelf





Also Pin Shelf permits the most creative and flexible arrangements of shelves of any material, which can be positioned at any height desired.





The system can also be used with the profiles fixed directly to the wall.



COMPONENT PARTS

Pin Wine

Wine bottles display storage system

DOBXXXX = Aluminium finish
DOBXXXT = Titanium finish

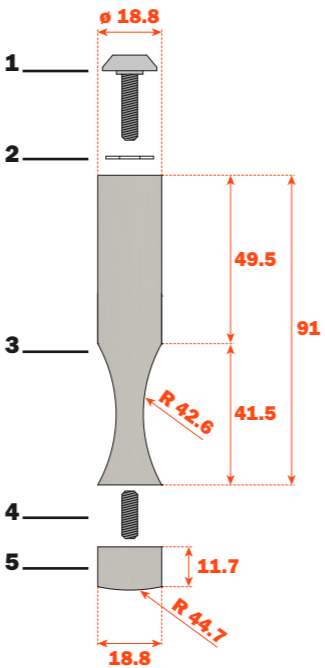
- PACKING:** boxes 12 pcs
- 1) Anchor bolt
 - 2) Gasket
 - 3) Bracket
 - 4) Connecting item
 - 5) Cap

DOB3LU300P = Aluminium finish
DOB3LU300T = Titanium finish

- PACKING:** boxes 16 pcs
- 6) Profile length: 3 metres

The profiles can be surface-mounted or recessed into wood panels.
Screws for the profile fixing to be ordered separately. Please see page 23.

Maximum weight carried by one pair of Pin Wine brackets: 3,5 kg.



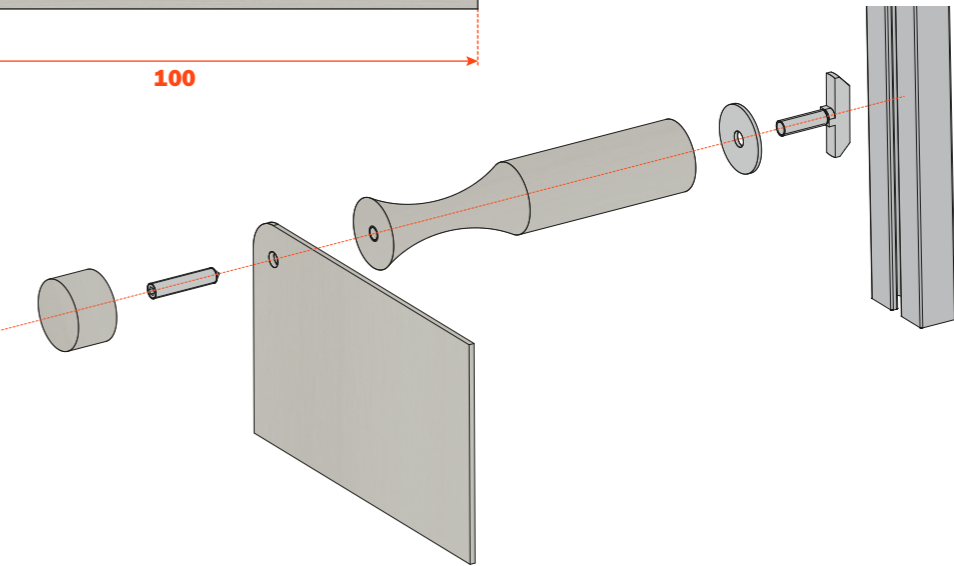
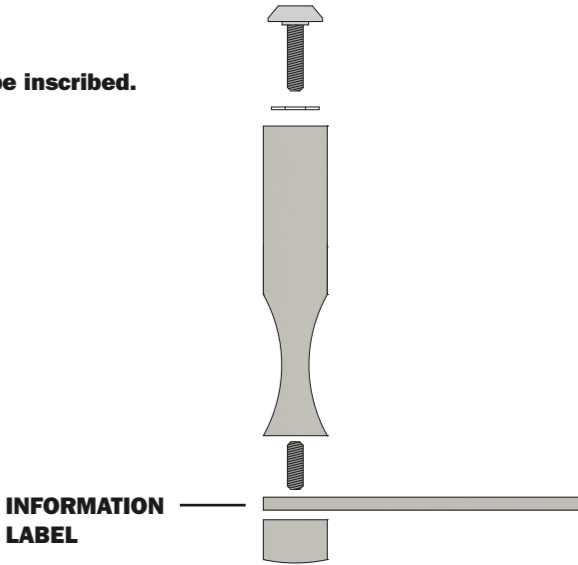
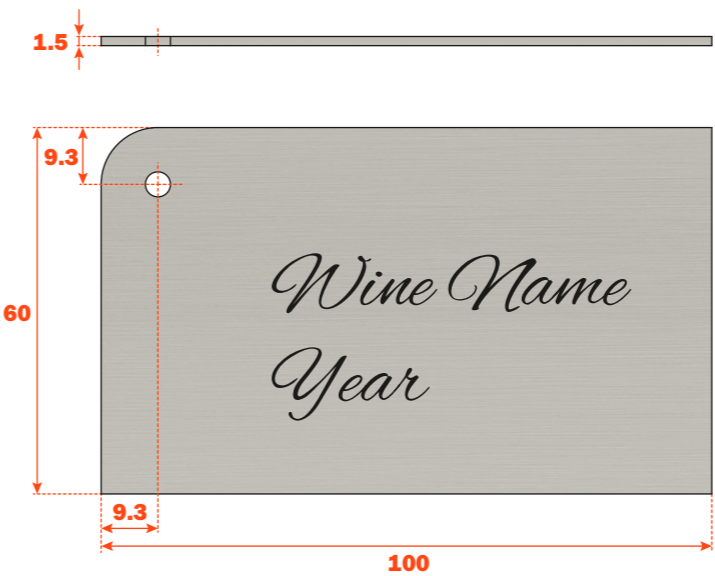
ACCESSORIES

Wine bottles display storage system

DOB4XXX = Aluminium finish
DOB4XXXT = Titanium finish

- PACKING:** boxes 12 pcs

Information label onto which wine description and characteristics can be inscribed.
- Dimensions: 100x60 mm



COMPONENT PARTS

Pin Knife

Knives display storage system

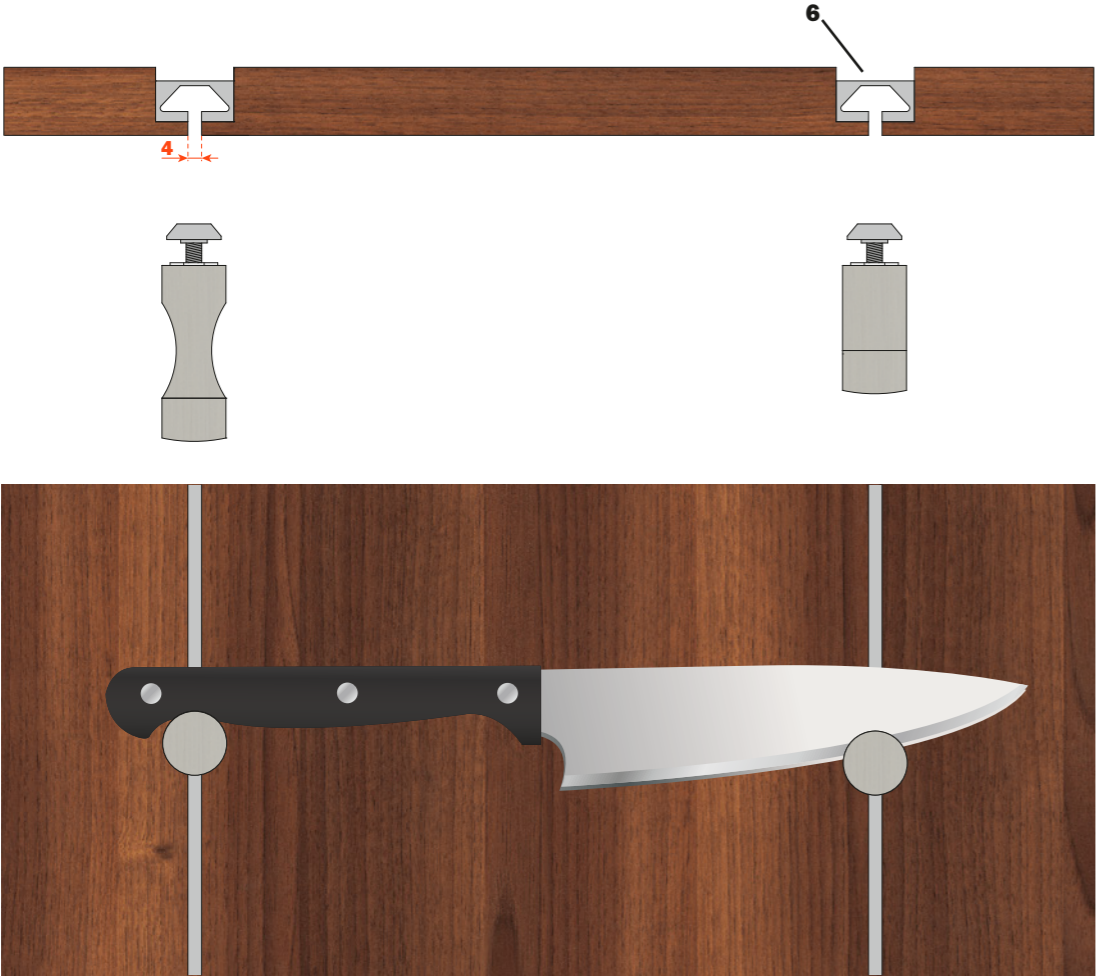
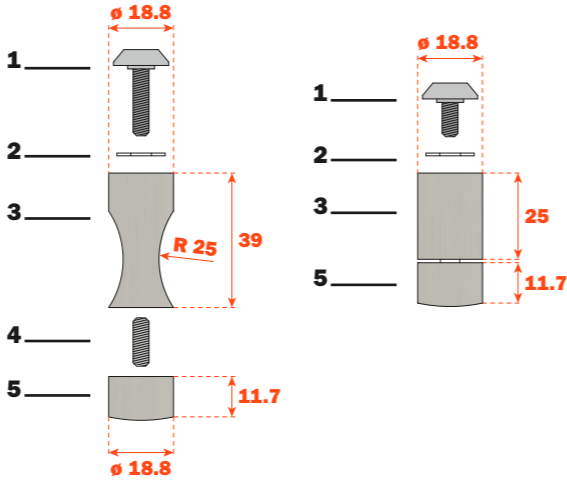
D0KPXXK = Aluminium finish
D0KPXXT = Titanium finish

PACKING: boxes 12 pcs
1) Anchor bolt
2) Gasket
3) Bracket
4) Connecting item
5) Cap

D0B3LU300P = Aluminium finish
D0B3LU300T = Titanium finish
PACKING: boxes 16 pcs
6) Profile length: 3 metres

The profiles can be surface-mounted or recessed into wood panels.
Screws for the profile fixing to be ordered separately. Please see page 23.

Maximum weight carried by one pair of Pin Knife brackets: 15 kg.



Pin Shelf

Shelves display storage system

D0CPXXK = Aluminium finish
D0CPXXT = Titanium finish


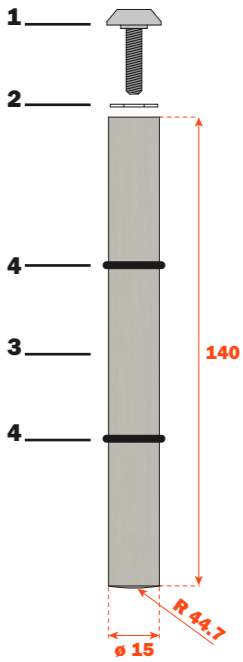
PACKING: boxes 12 pcs
1) Anchor bolt
2) Gasket
3) Bracket
4) O-ring

D0B3LU300P = Aluminium finish
D0B3LU300T = Titanium finish
PACKING: boxes 16 pcs
6) Profile length: 3 metres

The profiles can be surface-mounted or recessed into wood panels.
Screws for the profile fixing to be ordered separately. Please see page 23.

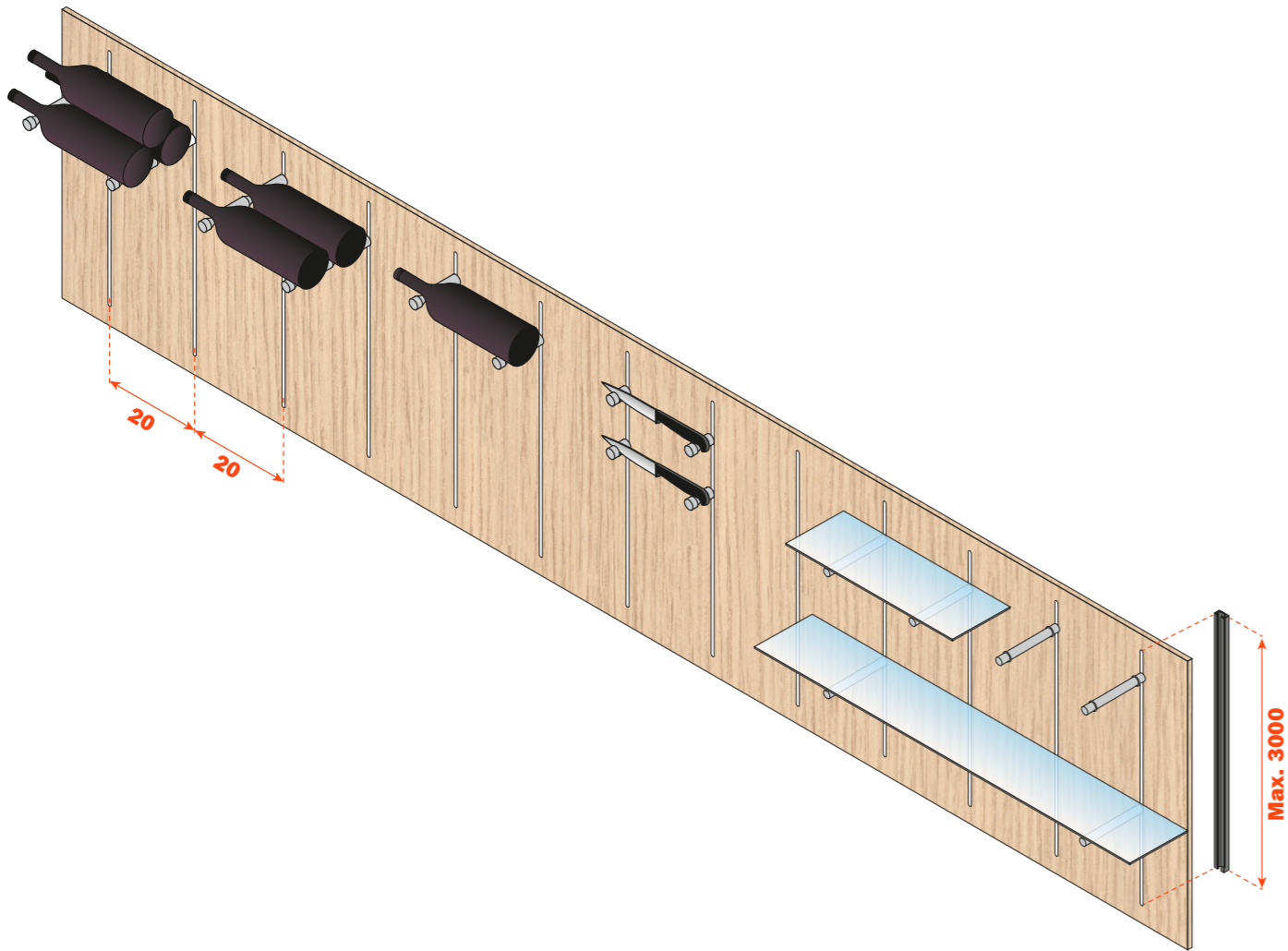
Maximum weight carried by one pair of Pin Shelf brackets: 7,5 kg

Shelves with a maximum depth of 160 mm are highly recommended.

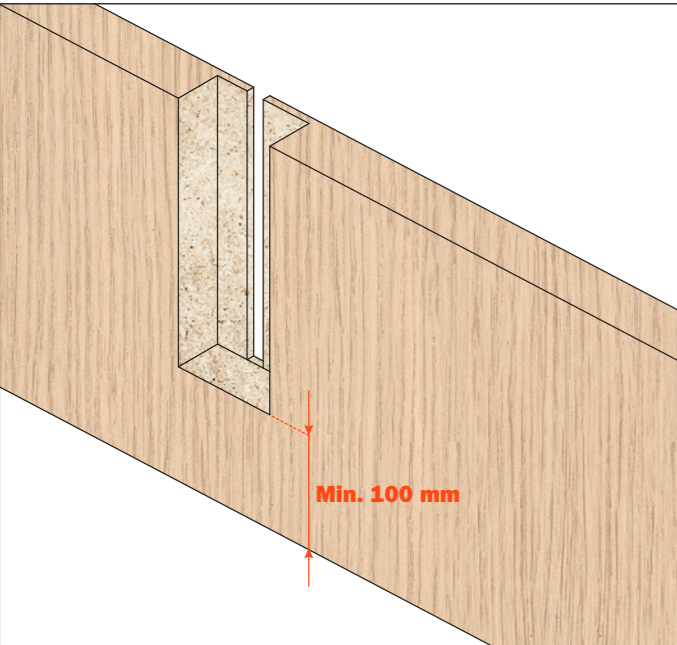


POSSIBLE COMPOSITIONS

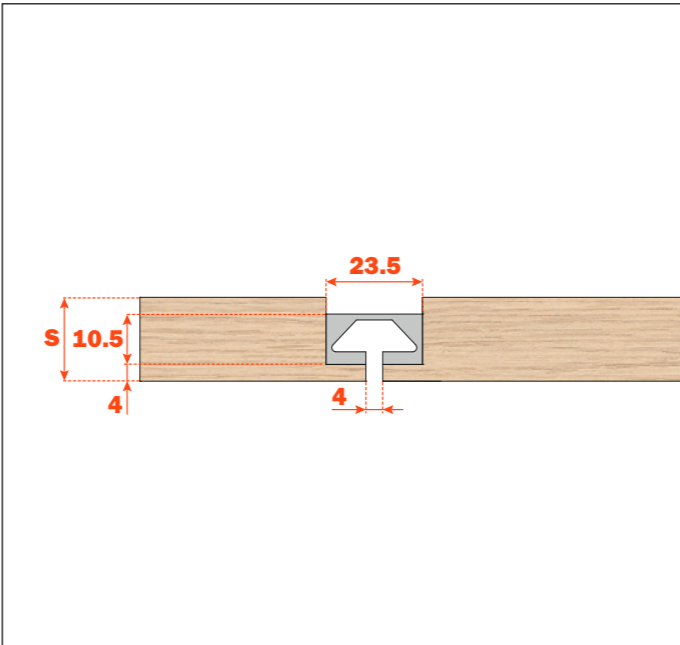
Wood paneling - Bars inserted



When machining the wood panel, leave 100 mm from the top and from the bottom of the panel.

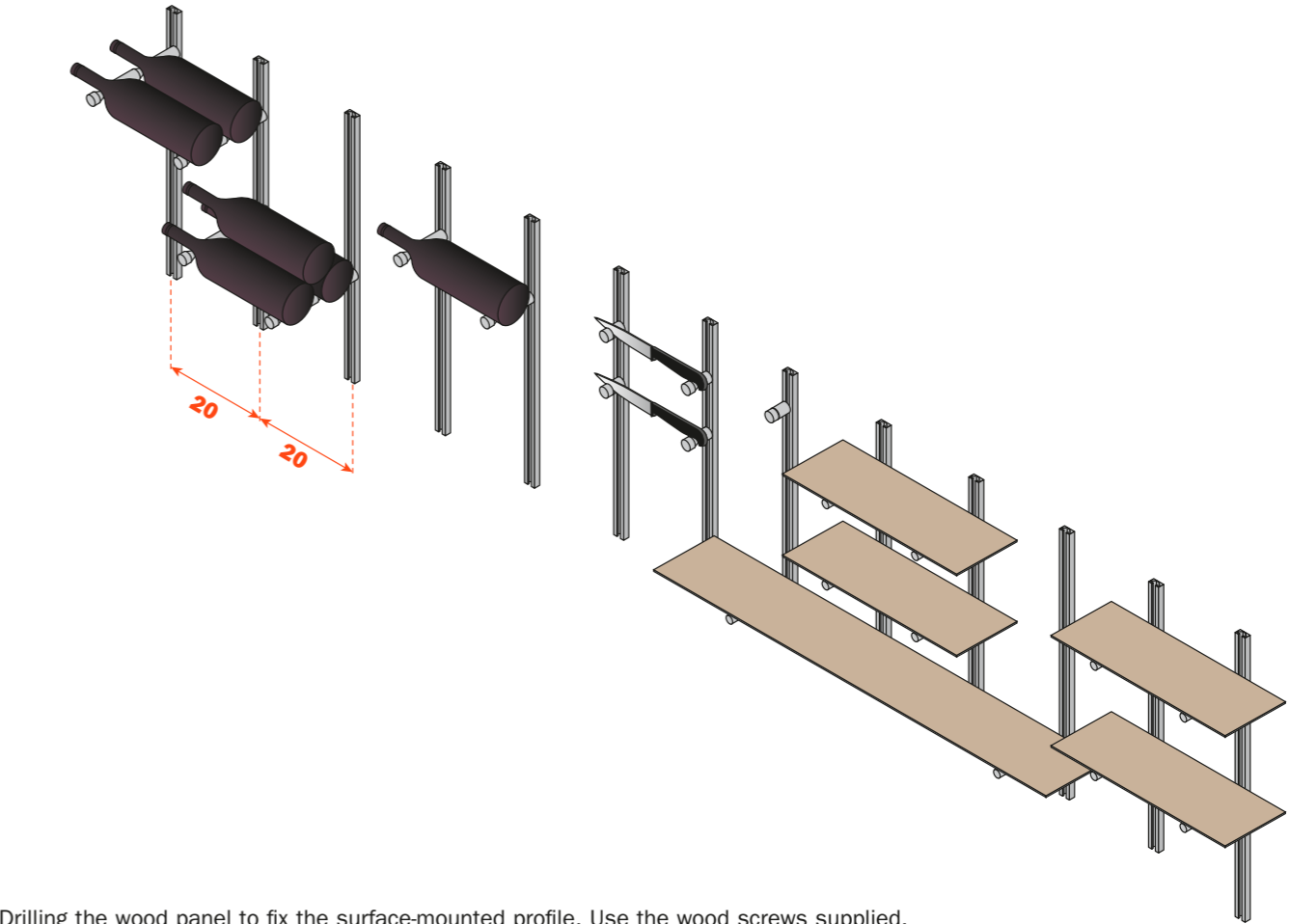


Dimensions for machining the panel.

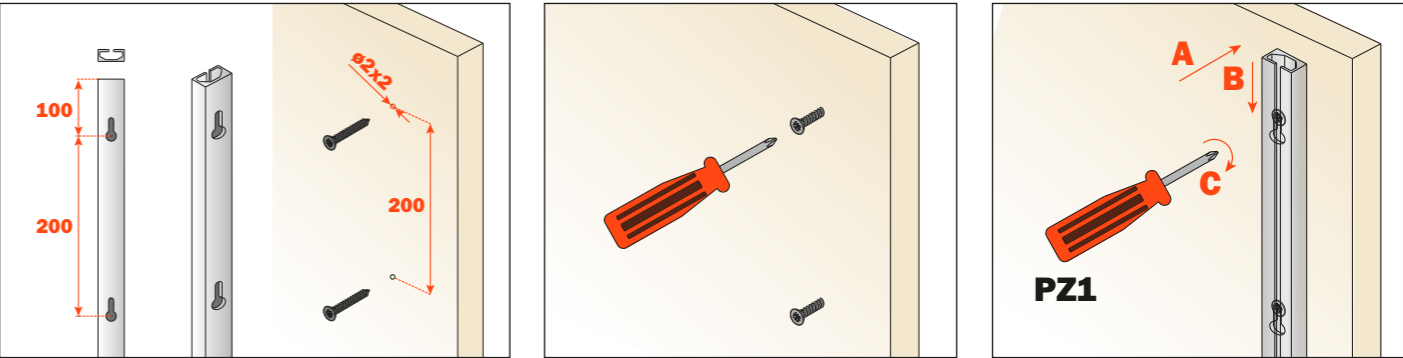


POSSIBLE COMPOSITIONS

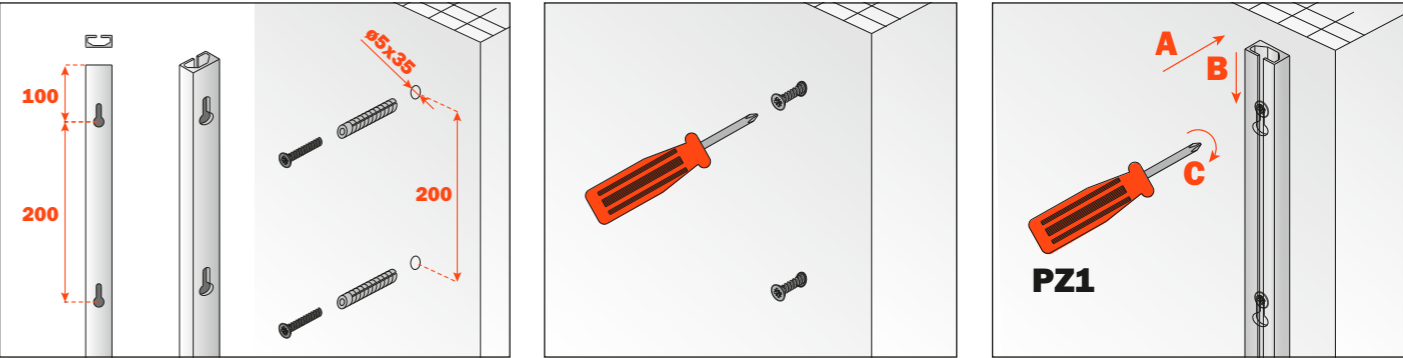
Free-standing bars



Drilling the wood panel to fix the surface-mounted profile. Use the wood screws supplied.



Drilling the wood panel to fix the surface-mounted profile. Use the screws supplied with wall plugs.



SCREWS PACKING

V073X205MP: screws for profile with aluminium finish (240 screws for wood panel, 240 screws with wall plugs for fixing on the wall)
V073X206MP: screws for profile with titanium finish (240 screws for wood panel, 240 screws with wall plugs for fixing on the wall)

ARTURO SALICE S.p.A.
VIA PROVINCIALE NOVEDRATESE, 10
22060 NOVEDRATE (COMO) ITALIA
TEL. 031 790424
FAX 031 791508
info.salice@salice.com
www.salice.com

DEUTSCHE SALICE GMBH
RUDOLF DIESEL STR. 10
POSTFACH 1154
74382 NECKARWESTHEIM
TEL. 07233 9807-0
FAX. 07233 9807-16
info.salice@deutschesalice.de
www.deutschesalice.de

DEUTSCHE SALICE GMBH
VERKAUFSBÜRO NORD
RINGSTRASSE 36/A30 CENTER
32584 LÖHNE
TEL. 05731 15608-0
FAX. 05731 15608-10
vknord@deutschesalice.de
www.deutschesalice.de

SALICE FRANCE S.A.R.L.
ROUTE DE GOA ZAC LES 3 MOULINS
06600 ANTIBES
TEL. 0493 330069
FAX. 0493 330141
info.salice@salicefrance.com
www.salicefrance.com

SALICE ESPAÑA, S.L.U.
CALLE COPÉRNICO, 11
POLÍGONO INDUSTRIAL
COLL DE LA MANYA
08403 GRANOLLERS (BARCELONA)
TEL. 938 46 88 61
FAX 938 49 11 97
info.salice@saliceespana.es
www.saliceespana.es

SALICE UK LTD.
KINGFISHER WAY
HINCHINGBROOKE BUSINESS PARK
HUNTINGDON CAMBS PE 29 6FN
TEL. 01480 413831
FAX. 01480 451489
info.salice@saliceuk.co.uk
www.saliceuk.co.uk

SALICE AMERICA INC.
2123 CROWN CENTRE DRIVE
CHARLOTTE NC. 28227
TEL. 704 8417810
FAX. 704 8417808
info.salice@saliceamerica.com
www.saliceamerica.com

SALICE CANADA INC.
3500 RIDGEWAY DRIVE,
UNIT#1
MISSISSAUGA, ONTARIO, L5L 0B4
TEL. 905 8208787
FAX. 905 8207226
info.salice@salicecanada.com
www.salicecanada.com

**SALICE CHINA
(SHANGHAI) CO. LTD.**
1st FLOOR, B1 BLDG 928 MINGZHU ROAD
XUJING, QINGPU DISTRICT
SHANGHAI 201702 - CHINA
Tel. 021 3988 9880
Fax 021 3988 9882
info.salice@salicechina.com
www.salicechina.com

We reserve the right to change technical specifications without notice.



Digital contents:

- **Presentation in Pdf format**

