


Shelf - Smove 65559 - Concealed runner

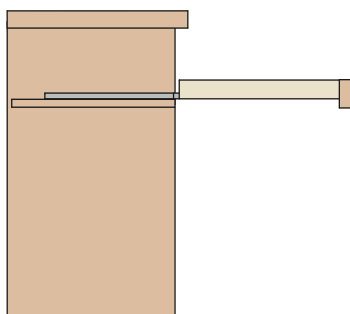


Full-extension runner fixed to the shelf by clip.

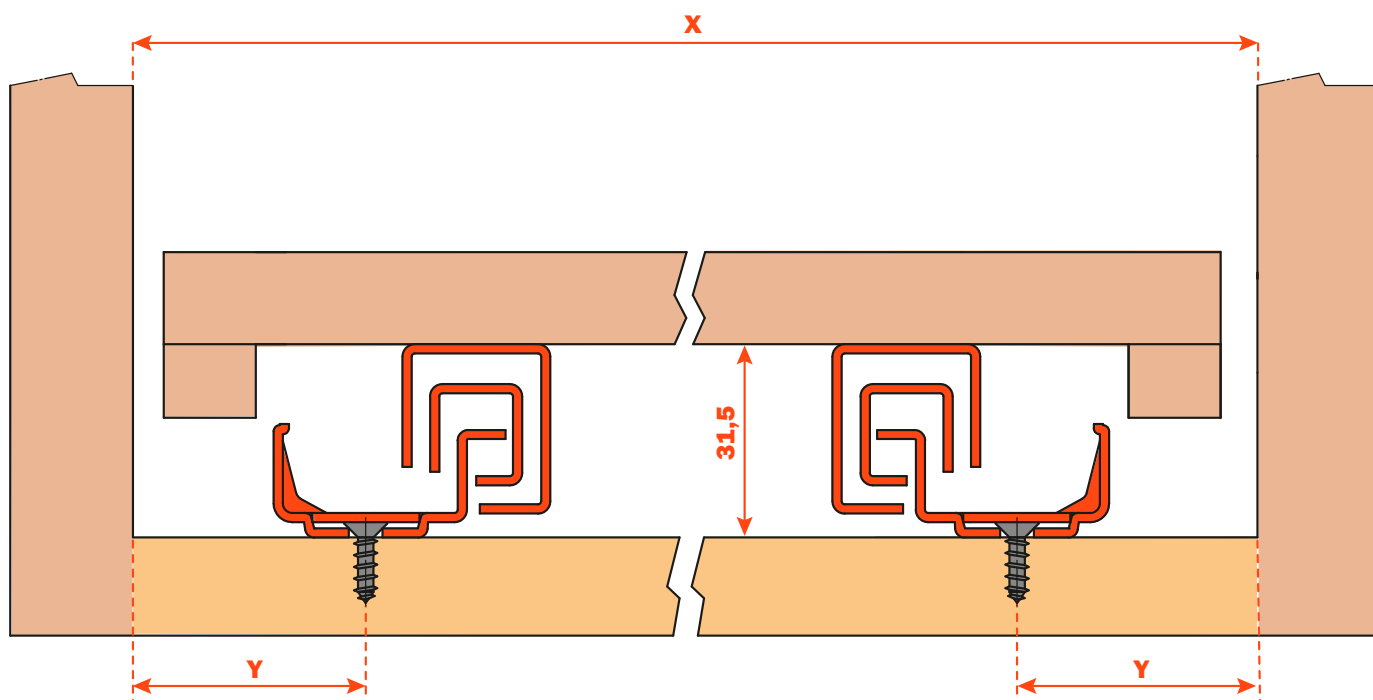
Smove: fully integrated in the runner, decelerates the closing action of the shelf.

Product features

- Dynamic load capacity N 294 (Kg 30).
- Smove decelerated closing.
- Safety system that prevents the shelves from turning over.
- Shelf height adjustment +2.5 mm with clip 10 710.
- Shelf height adjustment +2.5 mm, side adjustment ± 1.5 mm, depth adjustment ± 2 mm with clip 10 750.
- Finish: bright zinc-plated.

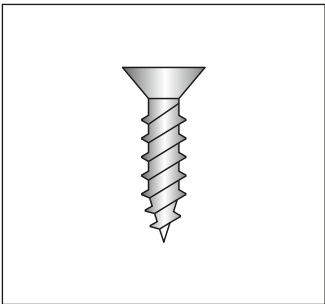


Dimensions



Y = Min. 15 mm

Part number




To be screw fixed
Screw TSP ø 3,5 mm

BASIC PART NUMBER	RUNNER LENGTH (LN)	=	MIN. DEPTH OF THE CABINET (PM)
1 0 655 59 350 2 0 0	350		360
1 0 655 59 400 2 0 0	400		410
1 0 655 59 450 2 0 0	450		460
1 0 655 59 470 2 0 0	470		480
1 0 655 59 500 2 0 0	500		510
1 0 655 59 550 2 0 0	550		555
1 0 655 59 600 2 0 0	600		605

Support for the rear hook


Part number
825650000



Fixing the shelf onto the runners

Clip part number
1 0 710 00 010 1 0 0

Detail of the clip with tool free integrated height adjustment.



Clip part number
1 0 750 00 010 1 0 0

Detail of the tool free integrated 3-way adjustment clip (height, depth and side adjustment).

