


Shelf - Push 65579 - Concealed runner

Full-extension runner attached to the shelf by clips.

Push: the opening system for handle-less shelves is fully integrated in the runner.

A slight pressure of the drawer front is enough for the shelf to self-open.

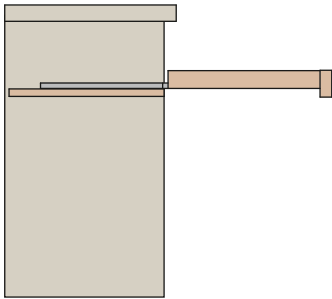
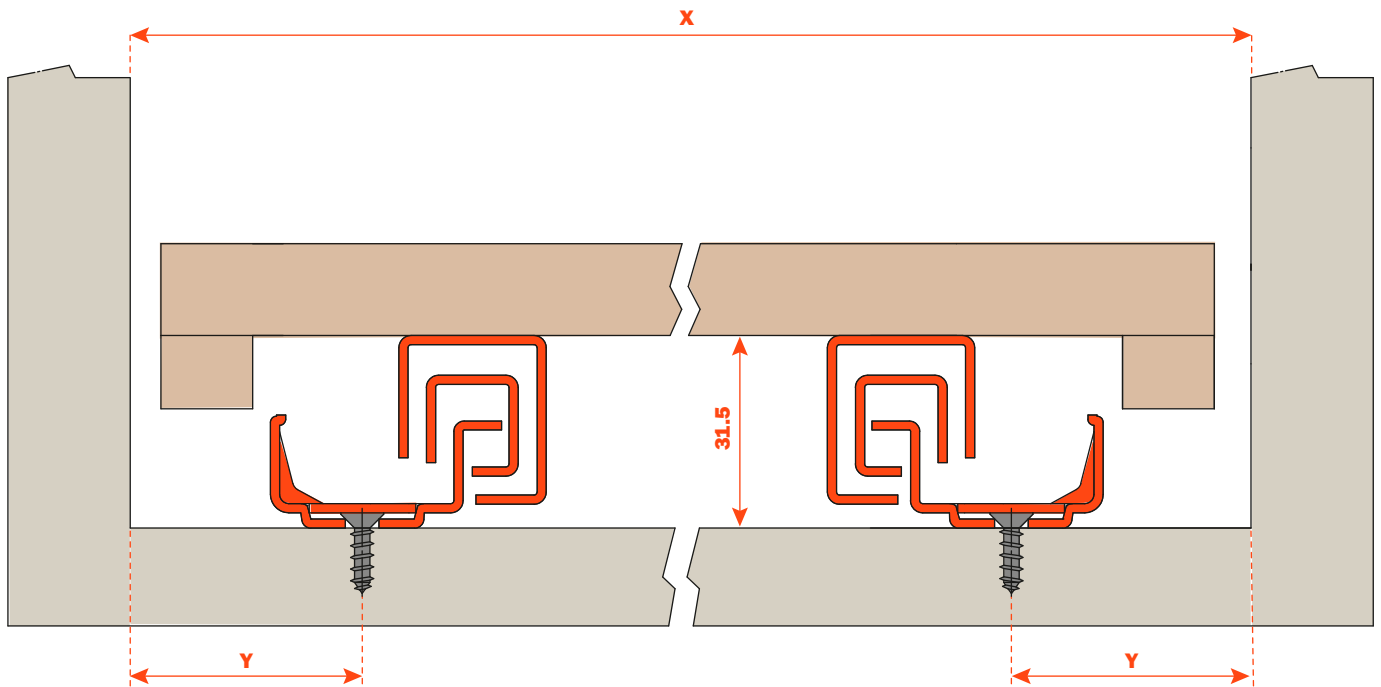
Product features

- Load capacity: 100 Lbs static / 75 Lbs dynamic.
- Safety system that prevents the shelves from turning over.
- Adjustable Clips allow for easy drawer insertion and removal.
- Finish: bright zinc-plated.

For heavier pull-outs it is possible to add runners to increase the load rating and to improve the stability of the pull-out.

Dynamic load rating:

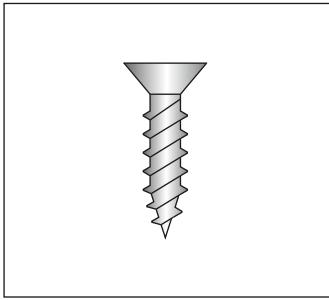
- 2 runners 75 Lbs
- 3 runners 92 Lbs
- 4 runners 100 Lbs (Maximum)

**Dimensions**

Y = Min. 15 mm



Ordering information




BASIC PART NUMBER	RUNNER LENGTH (LN)	=	MIN. DEPTH OF THE CABINET (PM)
A65579/35 CP6	350		360
A65579/40 CP6	400		410
A65579/45 CP6	450		460
A65579/50 CP6	500		510
A65579/55 CP6	550		555
A65579/60 CP6	600		605

We recommend using #6 x 5/8" flat head wood screws for installation.


6 way adjustable Clip A750.010

- Shelf tool free height adjustment +2.5 mm, side adjustment ± 1.5 mm, depth adjustment ± 2 mm
- Packaging = 100 pcs left & 100 pcs right



Standard Clip A710.610

- Shelf tool free height adjustment +2.5 mm
- Packaging = 100 pcs left & 100 pcs right



Rear hook bracket A825650000

Packaging = 200 pcs

