


Futura Smove 65250 - Concealed runner

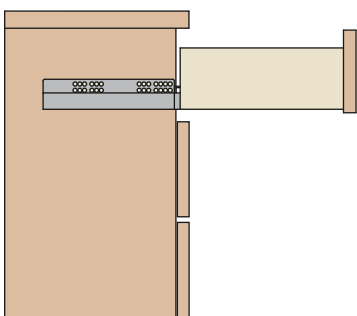


Full-extension runner fixed to the drawer by pin-fix clip.

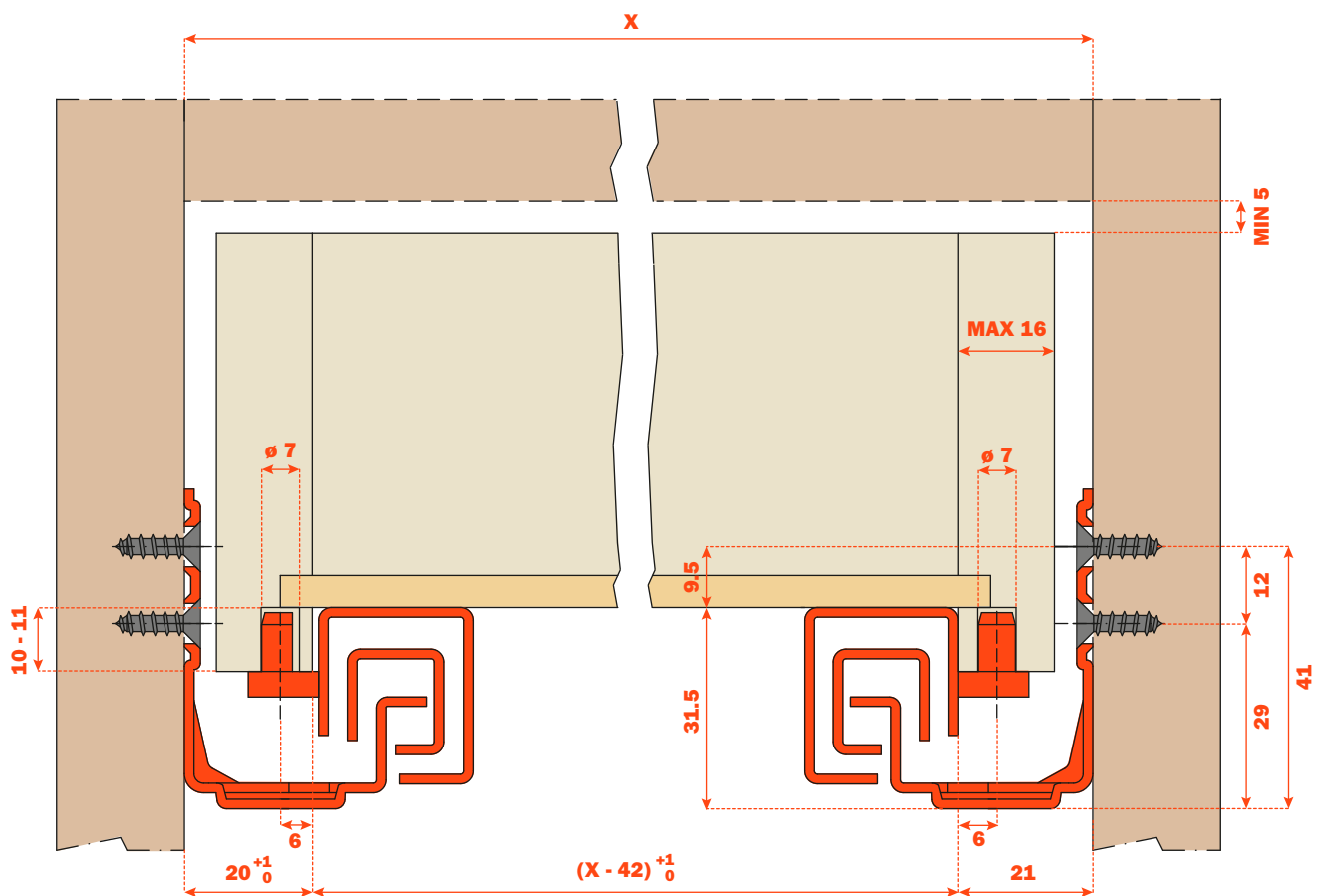
Smove: fully integrated in the runner, decelerates the closing action of the drawer.

Product features

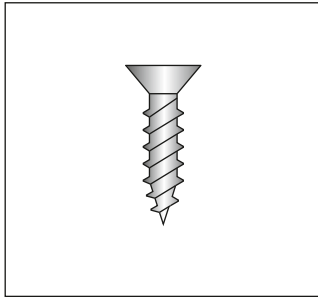
- Dynamic load capacity N 294 (Kg 30).
- Smove decelerated closing.
- Safety system that prevents the drawers from turning over.
- Drawer height adjustment +3 mm.
- The drawer is maintained parallel with the cabinet side during opening.
- Drawer fixing without screws.
- Compatible with ART. 61250.
- Finish: bright zinc-plated.



Dimensions



Part number




To be screw fixed
Screw TSP \varnothing 3.5 mm

| BASIC PART NUMBER | RUNNER LENGTH (LN) | MIN. DEPTH OF THE CABINET (PM) |
|----------------------|--------------------|--------------------------------|
| 1065250250200 | 250 | 260 |
| 1065250270200 | 270 | 280 |
| 1065250300200 | 300 | 310 |
| 1065250350200 | 350 | 360 |
| 1065250400200 | 400 | 410 |
| 1065250450200 | 450 | 460 |
| 1065250470200 | 470 | 480 |
| 1065250500200 | 500 | 510 |
| 1065250550200 | 550 | 555 |
| 1065250600200 | 600 | 605 |


Fixing the drawer onto the runners

The flexibility of the system enables the locating pin to be engaged simply by placing the drawer onto the runners and closing it.



Detail of the pin-fix clip premounted on the runner, with:

- Tool free height adjustment;
- Safety device to prevent the drawers from turning over;
- Locating pin.



Detail of the Smove system integrated into the runner which allows the decelerated closing of the drawers.

