


## Futura Smove 65230 - Concealed runner

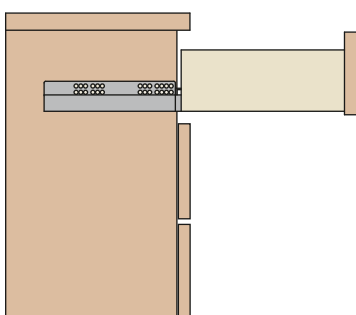


**Full-extension runner fixed to the drawer by pin-fix clip.**

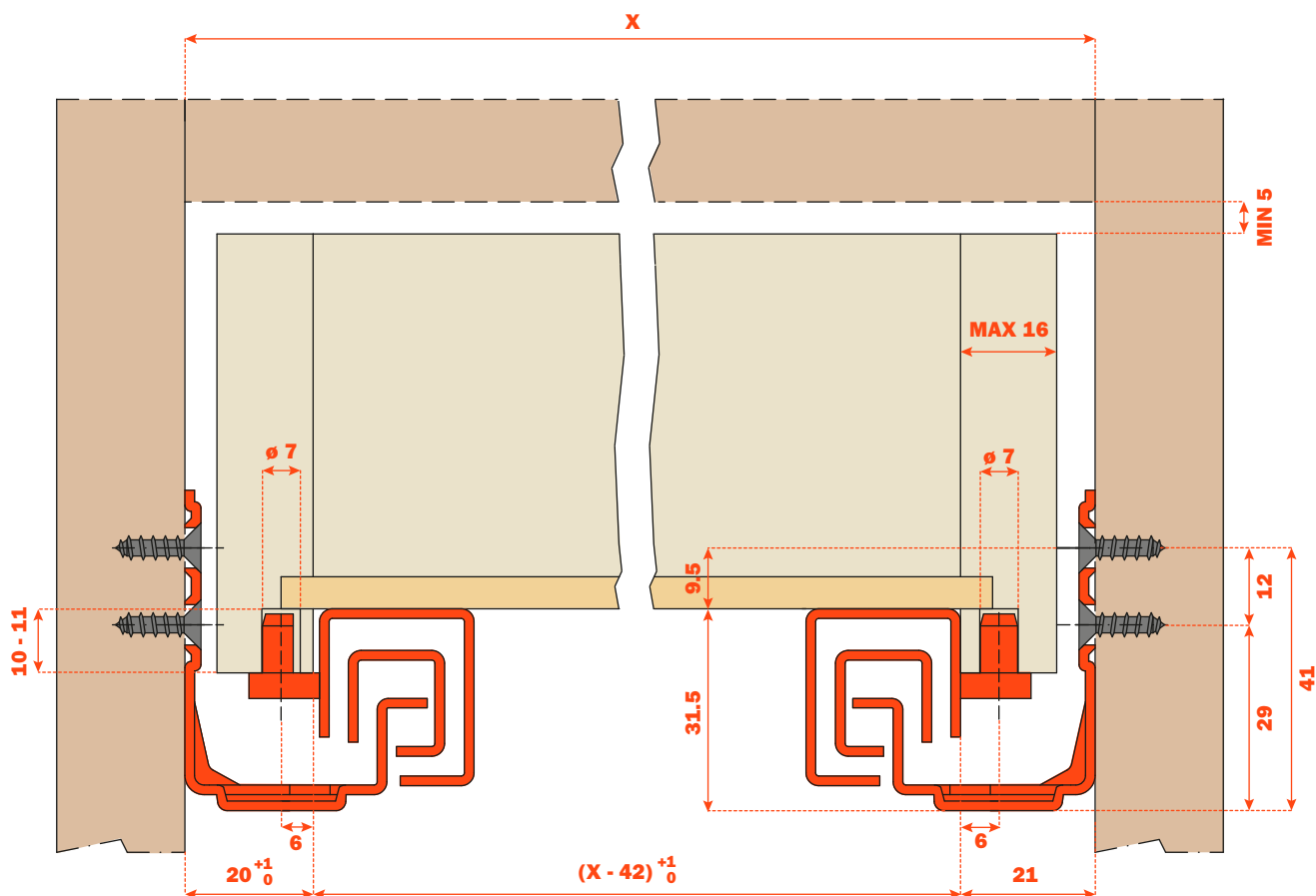
**Smove: oil soft-close system, fully integrated in the runner, decelerates the closing action of the drawer.**

### Product features

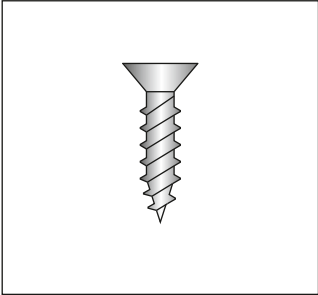
- Dynamic load capacity N 294 (Kg 30).
- Smove decelerated closing.
- Safety system that prevents the drawers from turning over.
- Drawer height adjustment +3 mm.
- The drawer is maintained parallel with the cabinet side during opening.
- Drawer fixing without screws.
- Compatible with ART. 61250.
- Finish: bright zinc-plated.



### Dimensions



**Part number**




To be screw fixed  
Screw TSP  $\varnothing$  3.5 mm

BASIC PART NUMBER	RUNNER LENGTH (LN)	MIN. DEPTH OF THE CABINET (PM)
1065230250200	250	260
1065230270200	270	280
1065230300200	300	310
1065230350200	350	360
1065230400200	400	410
1065230450200	450	460
1065230470200	470	480
1065230500200	500	510
1065230550200	550	555
1065230600200	600	605


**Fixing the drawer onto the runners**

The flexibility of the system enables the locating pin to be engaged simply by placing the drawer onto the runners and closing it.



Detail of the pin-fix clip premounted on the runner, with:

- Tool free height adjustment;
- Safety device to prevent the drawers from turning over;
- Locating pin.



Detail of the Smove system integrated into the runner which allows the decelerated closing of the drawers.